

**DIVISION OF**

**YOUTH**

**SERVICES**

ARKANSAS DHS STATISTICAL REPORT  
DIVISION OF YOUTH SERVICES  
SFY 2017

**INTRODUCTION**

**Mission**

The mission of the Division of Youth Services is to provide effective prevention, intervention and treatment programs to give opportunities for success to families and children in Arkansas and to ensure public safety.

**Vision**

Children and families in Arkansas are safe and have the resources they need in their communities to help them succeed.

**Values**

This plan is based on a number of shared values and beliefs among stakeholders for juvenile justice reform:

1. State resources and programs to support children and families in Arkansas should be coordinated in a system of care for maximum effectiveness. This imperative must infuse every goal and strategy in this plan.
2. Redirecting resources from incarceration and punishment to prevention and treatment will be more effective, less costly, and lead to greater public safety for citizens of the state.
3. Youth and families should receive services in community centers close to their homes whenever possible. This will allow more community buy-in, family involvement, and ease of transition after treatment.
4. Response to children in trouble should involve multi-system interventions with their families, and families should be involved in needs assessment and planning.
5. Programs and services should be strength-based and empower youth and families to succeed.
6. Programs and services should be evidence-based or have data showing effective outcomes. To achieve this accountability will require better baseline data and on-going data sharing as well as a commitment to data-based decision making.
7. All children and youth in the state should have equal opportunities for fairness, help and success without regard to gender, race or ethnicity, disability, geographic location, income level, or any other factor.
  
8. An effective juvenile justice system will require creative partnerships among state agencies, public and private schools, churches and faith-based organizations, local communities, the judicial system, and foundations.

**Historic Overview of DYS**

Act 199 of 1905 established the first reform schools in Arkansas in Little Rock and Alexander, respectively.

Act 67 of 1917, the Arkansas Boys' Reform School was relocated to Pine Bluff.

Act 60 of 1937 established two additional "training" schools at Wrightsville and Fargo.

In 1968, the Department for Rehabilitative Services was assigned responsibility to administer "training" schools. The Benton Services Center was opened and controlled the diagnosis and intake responsibilities regarding the youth committed to state custody.

In 1971, Act 38 established the Department of Social and Rehabilitative Services (SRS), a forerunner to the current Department of Human Services (DHS). The Office of Juvenile Services was placed under the direction of the Director of SRS. In 1977, the Division of Youth Services was formally created as a division within the present DHS.

In 1985, Act 348 merged the Division of Youth Services with the Division of Children and Family Services until Act 1296 of 1993 reestablished DYS as an independent division within DHS. The Division of Youth Services (DYS) was authorized by Act 1296 to be "devoted entirely to handling the problems of youths involved in the juvenile justice system." DYS became operational in October 1993 and is responsible for client-specific programming and individual treatment programs, serious offender programs for violent youth offenders, providing alternative community-based programming, and other services specified directly by Act 1296.

ARKANSAS DHS STATISTICAL REPORT  
DIVISION OF YOUTH SERVICES  
SFY 2017

In SFY 2017, the Division of Youth Services contracted with Community Based Providers (CBP) for the following services: Targeted Casework Management, Therapy, Diagnosis and Evaluation, Intensive Casework Management, Interstate Compact, Emergency Shelter and Residential Treatment. In addition, the Community Based Providers provided sanction services that included Community Service Supervision, Intensive Supervision and Tracking, Compliance Monitoring, Drug Screening, Day Services Level I, Day Services Level II, and Crisis Residential Treatment. Funding for community based services was allocated to each judicial district, with one contractor servicing each district. The providers in each district conducted a needs survey in order to provide the services most beneficial to the youth in their individual areas. Aftercare services were provided in accordance with ACT 1222, with quarterly reports submitted to the Legislative Committee on Children and Youth.

The Division also contracts for Specialized Services including: Therapeutic Group Home Services, Comprehensive Residential Treatment Services in Psychiatric facilities, Sex Offender Treatment Services, Socialization/Recreation Services, Therapeutic Foster Care, Diagnosis and Evaluation and Therapy. The Residential Facilities have a total of 325 bed contracted with DYS.

The Residential Facilities had direct expenses in the amount of \$21,308,626.13. The Community Based Programs and Service Providers had direct expenses in the amount of \$15,371,895.84. The Specialized Services Programs had direct expenses in the amount of \$1,993,726.15. Total expenditures was \$38,674,248.12

**Community Based Programs and Services Providers**

Comprehensive Juvenile Services - Fort Smith  
Consolidated Youth Services - Jonesboro  
Conway County Community Services, Inc. - Morrilton  
Counseling Clinic - Benton  
East Arkansas Youth Services, Inc. - Marion  
Health Resources of Arkansas, Inc. - Batesville  
Ouachita Children's Center - Hot Springs  
Phoenix Youth and Family Services - Crossett  
Professional Counseling Associates - Lonoke  
South Arkansas Youth Services, Inc. - Magnolia  
Southwest Arkansas Counseling & Mental Health Center - Texarkana  
United Family Services, Inc. - Pine Bluff  
Youth Bridge, Inc. - Fayetteville

**Specialized Services Programs**

Arkansas State Hospital Unit, ASH - Little Rock  
Consolidated Youth Services - Jonesboro  
Piney Ridge - Fayetteville  
Rivendell Behavior Health Services - Benton  
South Arkansas Youth Services, Inc. - Magnolia  
Vera Lloyd - Little Rock  
Youth Bridge - Fayetteville  
A1 Community Empowerment Council, Inc. - Little Rock

**Residential Facilities**

Arkansas Juvenile Assessment & Treatment Center - Bryant, AR  
Colt Juvenile Treatment Center  
Harrisburg Juvenile Treatment Center  
Mansfield Juvenile Treatment Center  
Mansfield Juvenile Treatment Center for Girls  
Dermott Juvenile Treatment Center  
Dermott Juvenile Correctional Facility  
Lewisville Juvenile Treatment Center

Source: Division of Youth Services

ARKANSAS DHS STATISTICAL REPORT  
 DIVISION OF YOUTH SERVICES  
 SFY 2017

**COMMITMENTS TO YOUTH SERVICES CENTERS\***



Total Number of Commitments: 451

\*All commitments were counted even if a juvenile received one or more new commitment orders in the same case. Each was counted as a new commitment.

Source: Division of Youth Services

ARKANSAS DHS STATISTICAL REPORT  
DIVISION OF YOUTH SERVICES  
SFY 2017

**COMMITMENTS TO YOUTH SERVICES CENTERS  
BY JUDICIAL DISTRICT**

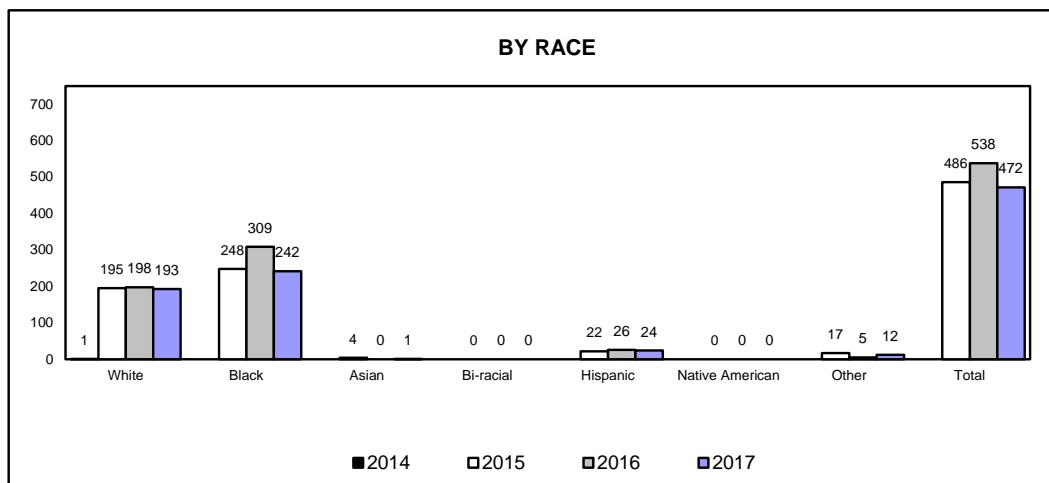
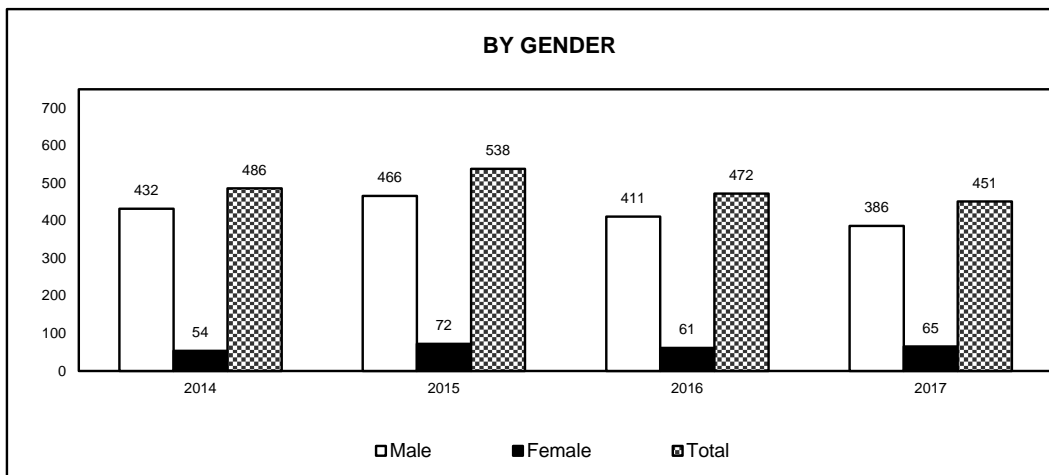
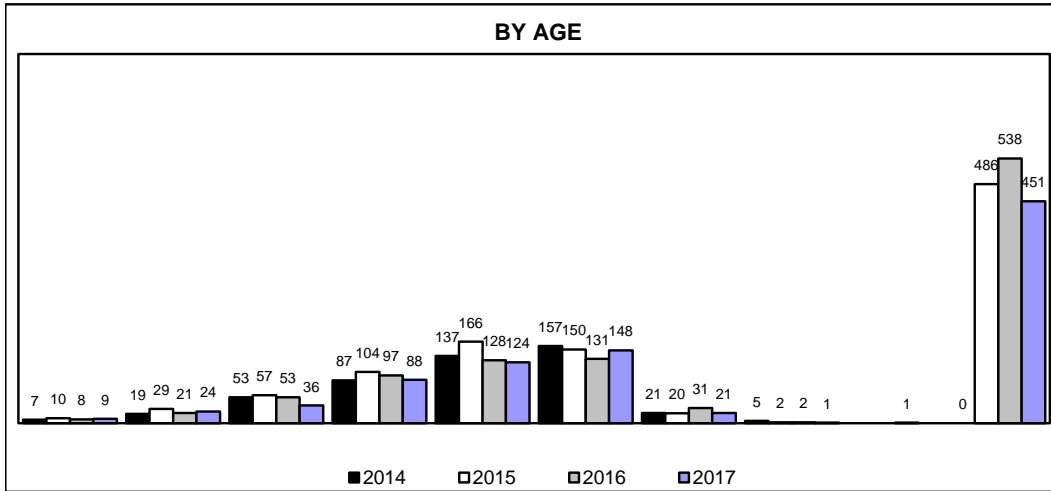
Judicial District	Committing County	Number of Commitments		Judicial District	Committing County	Number of Commitments						
		By County	District Total			By County	District Total					
1st	Cross	3		11th East	Arkansas	5	5					
	Lee	0		11th West	Jefferson	38						
	Monroe	1			Lincoln	2	40					
	Phillips	6			12th	Sebastian	15	15				
	St. Francis	4		2nd		Clay	2					
	Woodruff	1	15			Craighead	12					
2nd	Clay	2			Crittenden	11						
	Craighead	12			Greene	5						
	Crittenden	11			Mississippi	10						
	Greene	5			Poinsett	3	43					
	Mississippi	10		3rd	Jackson	4						
	Poinsett	3	43		Lawrence	0						
3rd	Jackson	4			Randolph	1						
	Lawrence	0			Sharp	1	6					
	Randolph	1			4th	Madison	0					
	Sharp	1	6			Washington	7	7				
	4th	Madison	0			5th	Franklin	3				
		Washington	7	7			Johnson	5				
5th		Franklin	3				Pope	0	8			
		Johnson	5				6th	Perry	0			
		Pope	0	8	Pulaski			41	41			
		6th	Perry	0				7th	Grant	13		
	Pulaski		41	41	Hot Spring	11			24			
	7th		Grant	13		8th North			Hempstead	19		
Hot Spring			11	24	Nevada				3	22		
8th North			Hempstead	19			8th South		Lafayette	2		
			Nevada	3	22				Miller	14	16	
		8th South	Lafayette	2				9th East	Clark	2	2	
			Miller	14	16				9th West	Howard	1	
	9th East		Clark	2	2	Little River				1		
			9th West	Howard	1					Pike	0	
Little River				1		Sevier	7			9		
Pike				0		10th	Ashley			10		
Sevier		7		9	Bradley		4					
10th		Ashley		10			Chicot	8				
	Bradley	4			Desha		7					
	Chicot	8		Drew	7		36					
	Desha	7		11th East	Arkansas		5	5				
	Drew	7	36		11th West	Jefferson	38					
	11th East	Arkansas	5			5	Lincoln	2	40			
11th West		Arkansas	5			5	12th	Sebastian	15	15		
		Jefferson	38			13th		Calhoun	1			
		Lincoln	2		40			Cleveland	4			
		12th	Sebastian	15	15		Columbia	10				
			13th	Sebastian	15		15	Dallas	3			
	Calhoun			1			Ouachita	18				
Cleveland	4				Union		24	60				
Columbia	10				14th	Baxter	0					
Dallas	3					Boone	0					
Ouachita	18			Marion		0						
Union	24	60	Newton	0		0						
14th	Baxter	0		15th		Conway	4					
	Boone	0				Logan	1					
	Marion	0			Scott	3						
	Newton	0	0		Yell	3	11					
	15th	Conway	4			16th	Cleburne	7				
		Logan	1				Fulton	1				
Scott		3		Independence	4							
Yell		3	11	Izard	2							
16th		Cleburne	7		Stone		1	15				
		Fulton	1		17th		Prairie	0				
	Independence	4		White		10	10					
	Izard	2		18th East		Garland	13	13				
	Stone	1	15			18th West	Montgomery	0				
	17th	Prairie	0					Polk	2	2		
White		10	10					1				
18th East		Garland	13		13		19th East	Carroll	0	0		
		18th West	Montgomery		0				19th West	Benton	5	5
			Polk	2	2			20th		Faulkner	12	
				1		Searcy				0		
	19th East		Carroll	0	0	Van Buren				1	13	
			19th West	Benton	5	5				21st	Crawford	8
20th				Faulkner	12		22nd				Saline	24
		Searcy		0		23rd			Lonoke		1	1
		Van Buren		1	13			<b>TOTAL *</b>				<b>451</b>
		21st		Crawford	8				8			
	22nd			Saline	24				24			
			23rd	Lonoke	1				1			

\* Based on actual commitment orders regardless of case

Source: Division of Youth Services

ARKANSAS DHS STATISTICAL REPORT  
 DIVISION OF YOUTH SERVICES  
 SFY 2017

**YOUTH SERVICES CENTERS COMMITMENTS**



Source: Division of Youth Services

ARKANSAS DHS STATISTICAL REPORT  
DIVISION OF YOUTH SERVICES  
SFY 2017

**ADJUDICATED DELINQUENTS COMMITTED  
TO YOUTH SERVICES CENTERS  
BY MOST SERIOUS FELONY OFFENSES  
SFY 2007 to 2017**

Felony Offense	State Fiscal Year										
	2007	2008	2009	2010	2011	2012	2013	2014	2015	2016	2017
Arson	4	6	1	4	5	0	0	1	2	4	1
Battery, First Degree	2	2	6	4	3	2	1	2	5	5	2
Burglary (d)	60	73	80	108	69	67	39	41	39	44	39
Kidnapping	0	0	2	1	1	3	0	1	0	0	0
Murder (a) (1)	0	2	2	0	3	2	1	1	0	1	0
Rape (2)	14	17	23	16	16	19	9	13	17	15	3
Robbery (b)	12	22	30	96	12	24	21	20	10	10	18
Total Commitments of Selected Offenses	92	122	144	229	109	117	71	79	73	79	63
Total Commitments of All Offenses (c)	622	598	636	531	481	496	468	486	538	472	451

(a) Includes Capital, First Degree and Second Degree Murder.

(b) Includes Aggravated Robbery and Robbery.

(c) Includes Commitments for "Evaluation Only".

(d) Includes Burglary Commercial and Residential.

(1) Includes Attempted Capital Murder, Conspiracy to Commit Capital Murder, Conspiracy to Commit Murder-Second Degree, and Criminal Attempt Murder-Second Degree.

(2) Includes Criminal Attempted Rape.

**Commitments By Offense Class**

SFY	Felonies	Misdemeanors	Violation*	Total
2007	359	260	3	622
2008	379	214	5	598
2009	409	227	0	636
2010	331	186	14	531
2011	306	175	0	481
2012	301	179	16	496
2013	199	136	133	468
2014	204	137	145	486
2015	229	159	150	538
2016	234	165	73	472
2017	248	138	65	451

\* Violation includes aftercare violations, probation violations, or revocation of probation. Starting mid October 2012, DYS has been able to more accurately denote the youth committed for revocation of probation, probation violations, and aftercare violations.

ARKANSAS DHS STATISTICAL REPORT  
DIVISION OF YOUTH SERVICES  
SFY 2017

**ADJUDICATED DELINQUENTS COMMITTED  
TO YOUTH SERVICES CENTERS  
BY CATEGORY OF OFFENSE AND SEVERITY**

Offense Category	Sex	Felony							Misdemeanor					Total Offenses
		Y	A	B	C	D	U	Total	A	B	C	U*	Total	
Person	Male	16	1	9	5	51		82	38		1	1	40	122
	Female				2	7		9	12		2		14	23
	Total	16	1	9	7	58	0	91	50	0	3	1	54	145
Property	Male	1	1	45	37	44		128	38	4		1	43	171
	Female			1	2	6		9	5				5	14
	Total	1	1	46	39	50	0	137	43	4	0	1	48	185
Public Order	Male					13		13	5		10	1	16	29
	Female					2		2	5	1	2		8	10
	Total	0	0	0	0	15	0	15	10	1	12	1	24	39
Drug Law Violation	Male					1		1	5				5	6
	Female				2	1		3					0	3
	Total	0	0	0	2	2	0	4	5	0	0	0	5	9
Other	Male				1			1	5			52	57	58
	Female							0		1		14	15	15
	Total	0	0	0	1	0	0	1	5	1	0	66	72	73
Totals	Male	17	2	54	43	109	0	225	91	4	11	55	161	386
	Female	0	0	1	6	16	0	23	22	2	4	14	42	65
	Total	17	2	55	49	125	0	248	113	6	15	69	203	451

The severity of the offense ranges from Felony classification Y being the most serious to Misdemeanor classification U being the least serious.

\* The offenses of Revocation of Probation, Violation of Probation, and Aftercare Violation are all listed under the Misdemeanor classification U for purposes of this reporting chart.



ARKANSAS DHS STATISTICAL REPORT  
 DIVISION OF YOUTH SERVICES  
 SFY 2017

**PRIMARY OFFENSES OF ADJUDICATED DELINQUENTS  
 COMMITTED TO YOUTH SERVICES CENTERS  
 OFFENSE AGAINST PERSON  
 SFY 2014 - 2017**

Offense Classification	Offense Grade	Offense Title	2014	2015	2016	2017
<b>Felony</b>	A	Murder, Second Degree	1	0	0	0
	A	Criminal Attempt	0	0	1	1
	A	Criminal Conspiracy	0	0	1	0
	A	Domestic Battering 1st Degree	0	1	0	0
	A	Sexual Assault, First Degree	1	0	0	0
	B	Battery, First Degree	2	5	5	2
	B	Domestic Battery, First Degree	0	0	0	0
	B	Domestic Battery, Second Degree	0	0	0	0
	B	Furnishing Deadly Weapon to Minor	0	0	0	0
	B	Furnishing Prohibited Articles	0	0	0	0
	B	Kidnapping	1	0	0	0
	B	Robbery	7	10	4	5
	B	Sexual Assault, Second Degree	2	4	2	2
	B	Terroristic Act	0	0	1	0
	C	Dist-Poss-View Sex Explicit Child Material 1st Offense	1	0	0	0
	C	Domestic Battery, Second Degree	0	1	1	4
	C	Furnishing Prohibited Articles	0	1	0	1
	C	Hindering Apprehension or Prosecution	0	0	0	0
	C	Intimidating a Witness	0	0	0	0
	C	Make a Terrorist Threat	0	0	0	1
	C	Manslaughter	0	0	0	0
	C	Negligent Homicide	0	0	0	0
	C	Poss, Etc Cntrft Sub W-Intendt Sch I-V	0	0	0	0
	C	Reg Sex Offender fail to comply with Report Requirements	0	0	0	0
	C	Sexual Assault, Third Degree	1	0	2	1
	D	Aggravated Assault	6	3	8	11
	D	Aggravated Assault on Employee Correctional Facility	1	0	1	1
	D	Aggravated Assault on Family of Household Member	2	3	5	4
	D	Battering, Domestic 2nd Degree (Arrest Date After 07/28/95)	0	0	1	0
	D	Battering, Domestic - 3rd Degree	0	0	1	1
	D	Battery, Second Degree	14	8	14	18
	D	Communicating False Alarm	1	0	0	0
	D	Criminal Attempt - Sexual Abuse	0	1	0	0
	D	Death Threat - School Employee or Student	0	0	0	2
	D	Sexual Assault - 2nd Degree	8	10	9	7
	D	Sexual Assault - 4th Degree	0	1	2	0
	D	Sexual Solicitation - Indecency of a Child	0	0	0	0
	D	Terroristic Threatening, First Degree	15	12	17	14
	Y	Aggravated Robbery	13	18	6	13
	Y	Capital Murder	0	0	0	0
	Y	Kidnapping	0	0	0	0
	Y	Murder, First Degree	0	0	1	0
	Y	Rape	13	17	15	3
<b>Total Felony Offenses</b>			<b>89</b>	<b>95</b>	<b>97</b>	<b>91</b>

Source: Division of Youth Services

ARKANSAS DHS STATISTICAL REPORT  
 DIVISION OF YOUTH SERVICES  
 SFY 2017

**PRIMARY OFFENSES OF ADJUDICATED DELINQUENTS  
 COMMITTED TO YOUTH SERVICES CENTERS  
 OFFENSE AGAINST PERSON  
 SFY 2014 - 2017**

Offense Classification	Offense Grade	Offense Title	2014	2015	2016	2017
<b>Misdemeanor</b>	A	Assault, First Degree	2	7	1	4
	A	Assault Family or Household Member, First Degree	2	0	0	1
	A	Battery, Third Degree	9	17	0	
	A	Body Piercing/Branding/Tattooing Minor False Claim Parer	1	0	0	
	A	Communicating False Alarm	0	0	0	1
	A	Domestic Battery, Third Degree	5	10	6	11
	A	Battery, Wife - 3rd Degree	0	0	1	
	A	Battery - 3rd Degree	0	0	18	19
	A	Endangering Welfare of a Minor, Second Degree	1	0	0	
	A	False Imprisonment - 2nd Degree	0	0	0	
	A	Negligent Homicide	2	0	0	
	A	Possession of Sexually Explicit Digital Material	0	0	0	1
	A	Sexual Assault, Fourth Degree	0	0	0	
	A	Stalking Third Degree	1	0	0	
	A	Terroristic Threatening, Second Degree	10	11	12	13
	B	Assault Family of Household Member, Second Degree	0	0	1	
	B	Assault, Second Degree	0	2	1	
	B	Terroristic Threatening, Second Degree	1	0	0	
	C	Assault, Third Degree	0	3	2	1
C	Assault on Wife, 3rd Degree	0	0	0	1	
C	Assault Family or Household Member, Third Degree	3	1	2	1	
U	Insult or Abuse of a Teacher	0	0	1	1	
<b>Total Misdemeanor Offenses</b>			<b>37</b>	<b>51</b>	<b>45</b>	<b>54</b>
<b>Total Commitments for Offense Against Person</b>			<b>126</b>	<b>146</b>	<b>142</b>	<b>145</b>

ARKANSAS DHS STATISTICAL REPORT  
 DIVISION OF YOUTH SERVICES  
 SFY 2017

**PRIMARY OFFENSES OF ADJUDICATED DELINQUENTS  
 COMMITTED TO YOUTH SERVICES CENTERS  
 OFFENSE AGAINST PROPERTY  
 SFY 2014 - 2017**

Offense Classification	Offense Grade	Offense	2014	2015	2016	2017
<b>Felony</b>	A	Arson \$15,000 but less than \$100,000	0	0	0	1
	A	Arson	0	2	0	0
	B	Arson \$5,000 but less than \$15,000	0	0	1	0
	B	Burglary	0	1	2	0
	B	Burglary, Residential	0	25	31	33
	B	Criminal Attempt	0	0	1	3
	B	Forgery, First Degree	0	0	0	2
	B	Residential Burglary	30	0	0	0
	B	Theft of Property	6	5	1	8
	B	Theft by Receiving	1	2	0	0
	C	Arson	1	0	2	0
	C	Commercial Burglary	11	13	11	6
	C	Criminal Attempt	1	5	2	2
	C	Criminal Mischief, First Degree	2	7	1	4
	C	Defacing Objects of Public Interest>\$250	0	0	0	0
	C	Forgery, Second Degree	2	0	0	1
	C	Fraudulent Use of a Credit Card	0	0	2	1
	C	Impairing Operation of Vital Public Facility	0	1	0	3
	C	Obtaining Drugs by Fraud	0	0	0	0
	C	Theft of Property	2	11	15	18
	C	Theft by Receiving	11	3	3	4
	D	Arson	0	0	1	0
	D	Breaking or Entering	16	18	25	20
	D	Criminal Attempt	1	0	0	1
	D	Criminal Mischief, First Degree	2	7	0	5
	D	Criminal Mischief, 2nd Degree	0	1	0	4
	D	Theft by Receiving	0	5	2	6
	D	Theft of Property	5	7	7	13
	D	THFT of Prop Lost-Mislaid-Del by Mistake	0	0	0	1
	Y	Criminal Attempt	0	1	0	0
	Y	Aggravated Residential Burglary	3	2	2	1
<b>Total Felony Offenses</b>			<b>94</b>	<b>116</b>	<b>109</b>	<b>137</b>

ARKANSAS DHS STATISTICAL REPORT  
 DIVISION OF YOUTH SERVICES  
 SFY 2017

**PRIMARY OFFENSES OF ADJUDICATED DELINQUENTS  
 COMMITTED TO YOUTH SERVICES CENTERS  
 OFFENSE AGAINST PROPERTY  
 SFY 2014 - 2017**

Offense	Offense		2014	2015	2016	2017
Classification	Grade	Offense Title				
<b>Misdemeanor</b>	A	Consol Offenses - Shoplifting Presump - Amount of Theft	0	0	0	2
	A	Criminal Attempt	1	3	4	2
	A	Criminal Mischief, First Degree	3	10	10	6
	A	Criminal Mischief, Second Degree	1	1	1	4
	A	Fraudulent Use of a Credit Card	1	1	0	
	A	Shoplifting	3	1	1	2
	A	Theft by Receiving	5	4	5	5
	A	Theft of Property	26	23	19	18
	A	Unauthorized Use of a Vehicle	0	4	11	4
	B	Criminal Attempt	0	0	0	1
	B	Criminal Mischief, Second Degree	0	0	1	0
	B	Criminal Trespass	0	1	1	3
	C	Theft of Property Lost-Mislaid-Delivered By Mistake	0	0	0	0
	C	Criminal Trespass	0	0	0	0
	U	Shoplifting	0	0	0	1
	U	Unlawful Disruption of Campus Activities	0	1	1	0
<b>Total Misdemeanor Offenses</b>			<b>40</b>	<b>49</b>	<b>54</b>	<b>48</b>
<b>Total Commitments for Offense Against Property</b>			<b>134</b>	<b>165</b>	<b>163</b>	<b>185</b>

ARKANSAS DHS STATISTICAL REPORT  
 DIVISION OF YOUTH SERVICES  
 SFY 2017

**PRIMARY OFFENSES OF ADJUDICATED DELINQUENTS  
 COMMITTED TO YOUTH SERVICES CENTERS  
 OFFENSE AGAINST PUBLIC ORDER  
 SFY 2014 - 2017**

Offense Classification	Offense Grade	Offense Title	2014	2015	2016	2017
<b>Felony</b>	B	Unlawful Discharge Firearm Vehicle - 2nd Degree	0	1	1	0
	C	Escape, First Degree	1	1	0	0
	C	Escape, Third Degree	0	2	0	0
	C	Failure to Appear	0	0	0	0
	C	Fleeing	0	0	0	0
	D	Absconding	1	6	6	7
	D	Escape, Second Degree	0	0	0	
	D	Fleeing	0	1	1	1
	D	Handgun Poss Campus Inst Higher Education	0	0	0	1
	D	Handgun Minor in Possession, Second Offense	1	0	2	5
	D	Handgun Poss Pub School Property/Bus	1	0	1	1
	U	Contempt of Court	0	0	0	
	U	Unlawful Burning	1	0	0	
	Y	Simult Poss of Drugs and Firearms	2	0	3	
<b>Total Felony Offenses</b>			<b>7</b>	<b>11</b>	<b>14</b>	<b>15</b>
<b>Misdemeanor</b>	A	Escape, Third Degree	2	1	1	
	A	Failure to Appear	0	0	1	
	A	Fleeing	4	0	1	1
	A	Handgun Minor in Possession, First Offense	9	2	5	2
	A	Harassing Communications	1	0	0	
	A	Harassment	2	1	2	1
	A	Indecent Exposure	0	0	2	
	A	Obstructing Governmental Operations	1	2	1	3
	A	Public Sexual Indecency	0	0	0	
	A	Riot	0	1	0	1
	A	Resisting Arrest	1	2	4	2
	B	Fleeing	0	0	0	1
	C	Disorderly Conduct	18	19	21	9
	C	Drinking in Public	0	0	0	
	C	Fleeing	3	2	2	1
	C	Obstructing Governmental Operations	2	2	5	1
	C	Public Intoxication	0	3	1	1
	U	Contempt of Court	1	0	1	1
	U	Unlawful Burning	0	0	0	0
<b>Total Misdemeanor Offenses</b>			<b>44</b>	<b>35</b>	<b>47</b>	<b>24</b>
<b>Total Commitments for Offense Against Public Order</b>			<b>51</b>	<b>46</b>	<b>61</b>	<b>39</b>

Source: Division of Youth Services

ARKANSAS DHS STATISTICAL REPORT  
DIVISION OF YOUTH SERVICES  
SFY 2017

**PRIMARY OFFENSES OF ADJUDICATED DELINQUENTS  
COMMITTED TO YOUTH SERVICES CENTERS  
DRUG LAW VIOLATIONS  
SFY 2014 - 2017**

Offense Classification	Offense Grade	Offense Title	2014	2015	2016	2017	
<b>Felony</b>	A	Manufacture, Delivery, Possession of Controlled Substance	0	0	0	0	
	B	Deliver Drug Paraphernalia to Anyone Under 18	1	0	0	0	
	B	Possession Controlled Substance Schedule I/II	1	0	0	0	
	B	Possession/Use of Drug Paraphernalia to Manufacture Meth	1	0	0	0	
	B	Possession, Etc. Counterfeit Subt with Intent SCH I, II	0	0	0	0	
	C	Delivery, Possession, Manufacture, Etc. Drug Paraphernalia	0	0	1	1	
	C	Intro Cont-Sub into Another's Body IV-VI	0	0	0	0	
	C	Manufacture, Delivery, Possession Marijuana < 10 pounds	0	0	0	0	
	C	Manufacture, Etc. Controlled Substance, Sch IV, V	1	0	1	0	
	C	Manufacture, Deliver, Possess Marijuana >= 10 < 100 lbs	1	0	0	0	
	C	Possession Ctrl/Cnft Sub w/o Prescription, Third Offense	1	0	1	0	
	C	Possession of Controlled Substance Sch I, II	1	0	2	0	
	C	Poss Sch VI CTRL SUB W/Purpose Del	0	1	0	0	
	C	Possession Controlled Substance Sch III	1	0	0	0	
	C	Possession, Etc. Counterfeit Subt with Intent SCH I-V	0	0	0	1	
	D	Poss of Ctrl/Counterfeit Subs w/o Presc, Second Offense	1	0	0	0	
	D	Possession Controlled Substance Sch I/II	1	0	1	2	
	D	Possession Controlled Substance Schedule III	0	1	0	0	
	D	Possession Controlled Substance Schedurl VI	0	0	1	0	
	D	Poss Sch VI CTRL SUB W/Purpose Del	0	1	0	0	
	D	Poss, Etc Cntrft Sub W-Intent Unclass Sch	0	1	1	0	
	D	Possession Drug Paraphernalia	1	1	1	0	
	Y	Manuf, Del, Possession Controlled Subs Sch I, II <28	0	0	0	0	
	<b>Total Felony Offenses</b>			<b>11</b>	<b>5</b>	<b>9</b>	<b>4</b>
	<b>Misdemeanor</b>	A	Delv, Poss, Manu, Etc. Drug Paraphernalia/Ctrfet Ctrl Sub	2	1	5	1
		A	Poss of a Ctrl/Counterfeit Subs w/o Presc, First Offense	9	1	0	0
		A	Poss of a Ctrl/Counterfeit Subs w/purpose Del	0	0	0	0
A		Possession Controlled Substance Schedule III	2	5	5	4	
A		Possession Controlled Substance Schedule IV/V	0	5	2	0	
A		Possession Controlled Substance Schedule VI	0	1	1	0	
A		Possession of Marijuana	4	1	2	0	
B		Adulterant Drug Test or Possession of Adulterants	0	0	0	0	
<b>Total Misdemeanor Offenses</b>			<b>17</b>	<b>14</b>	<b>15</b>	<b>5</b>	
<b>Total Commitments for Drug Law Violation</b>			<b>28</b>	<b>19</b>	<b>24</b>	<b>9</b>	

Source: Division of Youth Services

ARKANSAS DHS STATISTICAL REPORT  
 DIVISION OF YOUTH SERVICES  
 SFY 2017

**PRIMARY OFFENSES OF ADJUDICATED DELINQUENTS  
 COMMITTED TO YOUTH SERVICES CENTERS  
 OTHER OFFENSES  
 SFY 2014 - 2017**

Offense Classification	Offense Grade	Offense Title	2014	2015	2016	2017
<b>Felony</b>	B	Falsely Reporting a Terrorist Threat	1	0	1	0
	C	Reg Sex Offender Dail to comply with report requirements				1
	C	Interfering with Law Enforcement Officer	0	0	0	0
	D	Criminal Use of a Prohibited Weapon	1	0	0	0
	D	Aggravated Cruelty to Dog, Cat, or Horse	0	2	0	0
	D	Possession of Defaced Firearm	1	0	0	0
	D	Tampering with Physical Evidence	0	0	0	0
	U	Engaging in Violent Crinminal Group Activity	0	0	2	0
	U	Feony with Firearm	0	0	2	0
<b>Total Felony Offenses</b>			<b>3</b>	<b>2</b>	<b>5</b>	<b>1</b>
			0			
<b>Misdemeanor</b>	A	Attempt to Influence Public Servant	0	0	0	
	A	Carrying Certain Prohibited Weapons	0	2	1	3
	A	Criminal Use of ProHibited Weapon	0	0	0	1
	A	Carrying Loaded Weapon in State Building	0	0	0	
	A	Criminal Impersonation	0	0	0	
	A	Filing False Report of Criminal Wrong Doing	1	1	0	
	A	Possession of an Instrument of Crime	0	1	0	1
	B	Refusal to Submit to Arrest	0	1	1	1
	U	Fail Report Misrep Con Work Comp Benefit	0	0	1	
	U	Purchase-Poss Intox Liquor By Minor	0	3	1	1
	U	Criminal Contempt	1	1	0	
	U	Aftercare Violation	18	15	18	13
	U	Revocation of Probation	118	118	45	48
	U	Violation of Probation	9	17	10	4
<b>Total Misdemeanor Offenses</b>			<b>147</b>	<b>159</b>	<b>77</b>	<b>72</b>
<b>Total Commitments for Other Offenses</b>			<b>150</b>	<b>161</b>	<b>82</b>	<b>73</b>

ARKANSAS DHS STATISTICAL REPORT  
 DIVISION OF YOUTH SERVICES  
 SFY 2017

**NUMBER OF ADJUDICATED DELINQUENTS  
 RECOMMITTED TO YOUTH SERVICES CENTERS  
 SFY 2014 - 2017**

SFY	Sex	Total Commitments	Number of Prior Commitments								
			0	1	2	3	4	5	6	7+	N/A
2014	Male	432	344	70	17	0	1	0	0	0	0
	Female	54	42	11	1	0	0	0	0	0	
	Total	486	386	81	18	0	1	0	0	0	

Recommitment Rate = 22%

Note: Based on all new commitment orders regardless of case.

2015	Male	466	369	78	15	4	0	0	0	0
	Female	72	63	7	2	0	0	0	0	0
	Total	538	432	85	17	4	0	0	0	0

Recommitment Rate = 21%

Note: Based on all new commitment orders regardless of case.

2016	Male	412	312	79	15	6	0	0	0	0
	Female	60	44	12	2	2	0	0	0	0
	Total	472	356	91	17	8	0	0	0	0

Recommitment Rate = 20%

Note: Based on all new commitment orders regardless of case.

2017	Male	386	287	70	25	2	2	0	0	0
	Female	65	51	13	1	0	0	0	0	0
	Total	451	338	83	26	2	2	0	0	0

Recommitment Rate = 25%

Note: Based on all new commitment orders regardless of case.



ARKANSAS DHS STATISTICAL REPORT  
DIVISION OF YOUTH SERVICES  
SFY 2017

**NUMBER OF JUVENILES REFERRED  
TO SPECIALTY PROVIDER FACILITIES**

Facility	Number of Placements		
	Male	Female	Total
A1 US Company, Inc.			0
Arkansas State Hospital	2	1	3
Community Empowerment Council, Inc.			0
Consolidated Youth Services - ASAP	4		4
Consolidated Youth Services - Transitional Bed			0
East Arkansas Youth Services, Inc. - Transitional Bed			0
Ouachita Children's Center - Transitional Bed			0
Phoenix Youth & Family Services, Inc. - Transitional Bed			0
Piney Ridge			0
Rivendell Behavioral Health Services	20	12	32
South Arkansas Youth Services, Inc. - Therapeutic Group Home	19	16	35
South Arkansas Youth Services, Inc. - Transitional Bed			0
Vera Lloyd	12		12
Youth Bridge, Inc. - Substance Abuse	21		21
Youth Bridge, Inc. - Therapeutic Group Home			0
Youth Home, Inc.			0
Youth Villages			0
<b>Total</b>	<b>78</b>	<b>29</b>	<b>107</b>

**Average Length-of-Stay of Adjudicated Delinquents\***

A. Juvenile Correctional Facilities	127 days
B. Juvenile Treatment Centers	145 days
C. Specialized Placements	184 days
D. Juvenile Detention Centers	34 days

**Number of Adjudicated Delinquents Admitted  
to Serious Offender Programs**

Serious Offender Program	Number of Admissions		
	Male	Female	Total
Arkansas Juvenile Assessment & Treatment Center	286	36	322
Colt Juvenile Treatment Center	45		45
Dermott Juvenile Correctional Facility (18-21)	71		71
Dermott Juvenile Treatment Center	52		52
Harrisburg Juvenile Treatment Center	74		74
Lewisville Juvenile Treatment Center	57		57
Mansfield Juvenile Treatment Center	41		41
Mansfield Juvenile Treatment Center for Girls		26	26
<b>Total</b>	<b>626</b>	<b>62</b>	<b>688</b>

ARKANSAS DHS STATISTICAL REPORT  
 DIVISION OF YOUTH SERVICES  
 SFY 2017

**COMMUNITY-BASED YOUTH SERVICES PROGRAMS**

The Community-based program network consists of 13 privately-operated non-profit organizations for SFY 2017. The division contracts with these programs to provide residential and non-residential services to youth up to the age of 21 who are adjudicated delinquents, members of "families in need of service", or youth at risk (youth who exhibit behavior that, if continued, would bring them into contact with the juvenile justice system).

**COMMUNITY-BASED PROGRAM INTAKES  
 BY PROVIDER BY GENDER**

Provider	Male	Female	Total
Comprehensive Juvenile Services	239	131	370
Consolidated Youth Services	273	158	431
Conway County Community Services	469	252	721
Counseling Clinic	103	94	197
East Arkansas Youth Services, Inc.	42	17	59
Health Resources of Arkansas, Inc.	115	63	178
Ouachita Children's Center, Inc.	72	51	123
Phoenix Youth and Family Services	77	44	121
Professional Counseling Associates	42	32	74
South Arkansas Youth Services	120	57	177
Southwest AR Counseling and Mental Health Center	236	97	333
United Family Services, Inc.	461	185	646
Youth Bridge, Inc.	904	569	1,473
<b>TOTAL</b>	<b>3,153</b>	<b>1,750</b>	<b>4,903</b>

ARKANSAS DHS STATISTICAL REPORT  
DIVISION OF YOUTH SERVICES  
SFY 2017

**COMMUNITY-BASED INTAKES  
BY AGE**

Program	AGE							Total Intakes
	12 & Younger	13	14	15	16	17	18 & Older	
Comprehensive Juvenile Services	24	39	48	77	87	88	7	370
Consolidated Youth Services	33	30	42	84	119	117	6	431
Conway County Community Services	107	53	110	129	133	142	47	721
Counseling Clinic	80	18	16	21	25	30	7	197
East Arkansas Youth Services, Inc.	1	3	6	10	18	20	1	59
Health Resources of Arkansas, Inc.	21	19	26	43	28	32	9	178
Ouachita Children's Center	17	7	17	20	30	26	6	123
Phoenix Youth and Family Services	10	9	18	24	31	29	0	121
Professional Counseling Associates	8	8	16	14	14	14	0	74
South Arkansas Youth Services	6	10	25	39	44	49	4	177
Southwest AR Counseling and Mental Health Center	79	22	44	53	69	61	5	333
United Family Services	28	57	91	124	187	133	26	646
Youth Bridge, Inc.	505	81	145	213	252	240	37	1,473
<b>TOTAL</b>	<b>919</b>	<b>356</b>	<b>604</b>	<b>851</b>	<b>1,037</b>	<b>981</b>	<b>155</b>	<b>4,903</b>

Source: Division of Youth Services

ARKANSAS DHS STATISTICAL REPORT  
 DIVISION OF YOUTH SERVICES  
 SFY 2017

**INTERSTATE COMPACT ON JUVENILES**

The Interstate Compact on Juveniles (ICJ) was designed primarily for cases involving out-of-state runaways, escapees and absconders, and for the supervision of juveniles who have been adjudicated delinquent. It provides legal procedures for the return of runaways and makes it possible to place a juvenile on probation or parole in a state other than the one where the offense was committed with the assurance of supervision by the appropriate agencies of the state in which he/she is placed.

Requests for Home Evaluation/Supervision Sent by Arkansas to Other States		<b>85</b>
Probation Referrals	62	
Parole Referrals	23	
Requests for Home Evaluation/Supervision Received by Arkansas from Other States		<b>77</b>
Probation Referrals	68	
Parole Referrals	9	
Number of Runaways Returned (Non-Delinquent Youth)		<b>64</b>
Number of Escapees (Youth Committed to Facility)		<b>0</b>
Number of Absconders (Youth on Probation or Parole)		<b>20</b>