

**DIVISION OF**

**YOUTH**

**SERVICES**

**ARKANSAS DHS STATISTICAL REPORT  
DIVISION OF YOUTH SERVICES  
INTRODUCTION  
SFY 2013**

**Mission**

The mission of the Division of Youth Services is to provide effective prevention, intervention and treatment programs to give opportunities for success to families and children in Arkansas and to ensure public safety.

**Vision**

Children and families in Arkansas are safe and have the resources they need in their communities to help them succeed.

**Values**

This plan is based on a number of shared values and beliefs among stakeholders for juvenile justice reform:

1. State resources and programs to support children and families in Arkansas should be coordinated in a system of care for maximum effectiveness This imperative must infuse every goal and strategy in this plan.
2. Redirecting resources from incarceration and punishment to prevention and treatment will be more effective, less costly, and lead to greater public safety for citizens of the state.
3. Youth and families should receive services in community centers close to their homes whenever possible This will allow more community buy-in, family involvement, and ease of transition after treatment.
4. Response to children in trouble should involve multi-system interventions with their families, and families should be involved in needs assessment and planning.
5. Programs and services should be strength-based and empower youth and families to succeed.
6. Programs and services should be evidence-based or have data showing effective outcomes. To achieve this accountability will require better baseline data and on-going data sharing as well as a commitment to data-based decision making.
7. All children and youth in the state should have equal opportunities for fairness, help and success without regard to gender, race or ethnicity, disability, geographic location, income level, or any other factor.
8. An effective juvenile justice system will require creative partnerships among state agencies, public and private schools, churches and faith-based organizations, local communities, the judicial system, and foundations.

**ARKANSAS DHS STATISTICAL REPORT  
DIVISION OF YOUTH SERVICES  
INTRODUCTION  
SFY 2013**

**Historic Overview of DYS**

Act 199 of 1905 established the first reform schools in Arkansas in Little Rock and Alexander, respectively.

Act 67 of 1917, the Arkansas Boys' Reform School was relocated to Pine Bluff.

Act 60 of 1937 established two additional "training" schools at Wrightsville and Fargo.

In 1968, the Department for Rehabilitative Services was assigned responsibility to administer "training" schools. The Benton Services Center was opened and controlled the diagnosis and intake responsibilities regarding the youth committed to state custody.

In 1971, Act 38 established the Department of Social and Rehabilitative Services (SRS), a forerunner to the current Department of Human Services (DHS). The Office of Juvenile Services was placed under the direction of the Director of SRS. In 1977, the Division of Youth Services was formally created as a division within the current present DHS.

In 1985, Act 348 merged the Division of Youth Services with the Division of Children and Family Services until Act 1296 of 1993 reestablished DYS as an independent division within DHS. The Division of Youth Services (DYS) was authorized by Act 1296 to be "devoted entirely to handling the problems of youths involved in the juvenile justice system." DYS became operational in October 1993 and is responsible for client-specific programming and individual treatment programs, serious offender programs for violent youth offenders, providing alternative community-based programming, and other services specified directly by Act 1296.

**ARKANSAS DHHS STATISTICAL REPORT  
DIVISION OF YOUTH SERVICES  
SFY 2013**

In SFY 2013, the Division of Youth Services contracted with Community Based Providers (CBP) for the following services: Targeted Casework Management, Therapy, Diagnosis and Evaluation, Intensive Casework Management, Interstate Compact, Emergency Shelter and Residential Treatment. In addition, the Community Based Providers provided sanction services that included Community Service Supervision, Intensive Supervision and Tracking, Compliance Monitoring, Drug Screening, Day Services Level I, Day Services Level II, and Crisis Residential Treatment. Funding for community/based services was allocated to each judicial district, with one contractor servicing each district. The providers in each district conducted a needs survey in order to provide the services most beneficial to the youth in their individual areas. Aftercare services were provided in accordance with ACT 1222, with quarterly reports submitted to the Legislative Committee on Children and Youth.

The Division also contracts for Specialized Services including: Therapeutic Group Home Services, Comprehensive Residential Treatment Services in Psychiatric facilities, Sex Offender Treatment Services, Socialization/Recreation Services, Therapeutic Foster Care, Diagnosis and Evaluation and Therapy. Six Serious Offender Programs, four with 30 beds, one with 26, and one with 27 beds, have contracts with DYS.

The Residential Facilities programs had direct expenses in the amount of \$23,969,518.80. The Community Based programs had direct expenses in the amount of \$18,981,988.03. The Residential Treatment programs had direct expenses in the amount of \$3,071,883.89. Total funding was \$46,023,390.72.

**Community Based Programs and Services Providers**

Comprehensive Juvenile Services - Fort Smith  
Consolidated Youth Services - Jonesboro  
Conway County Community Services, Inc. - Morrilton  
Counseling Clinic - Benton  
East Arkansas Youth Services, Inc. - Marion  
Health Resources of Arkansas, Inc. - Batesville  
Ouachita Children's Center - Hot Springs  
Phoenix Youth and Family Services - Crossett  
Professional Counseling Associates - Lonoke  
South Arkansas Youth Services, Inc. - Magnolia  
Southwest Arkansas Counseling & Mental Health Center - Texarkana  
United Family Services, Inc. - Pine Bluff  
Youth Bridge, Inc. - Fayetteville

**Specialized Services Contractors**

Arkansas State Hospital Unit, ASH - Little Rock  
Consolidated Youth Services - Jonesboro  
Piney Ridge - Fayetteville  
Rivendell Behavior Health Services - Benton  
South Arkansas Youth Services, Inc. - Magnolia  
Vera Lloyd - Little Rock  
Youth Bridge Substance Abuse Treatment - Fayetteville  
Youth Home - Little Rock  
Youth Village, Inc. - Memphis, TN

**ARKANSAS DHHS STATISTICAL REPORT  
DIVISION OF YOUTH SERVICES  
SFY 2013**

**Substance Abuse Treatment Contractors**

All contractors are responsible for providing substance abuse treatment pursuant to their contract.

**Serious Offender Programs**

Arkansas Juvenile Assessment & Treatment Center - Bryant, AR  
Colt Juvenile Treatment Center  
Harrisburg Juvenile Treatment Center  
Mansfield Juvenile Treatment Center  
Mansfield Juvenile Treatment Center for Girls  
Dermott Juvenile Treatment Center  
Dermott Juvenile Correctional Facility  
Lewisville Juvenile Treatment Center

**ARKANSAS DHS STATISTICAL REPORT  
DIVISION OF YOUTH SERVICES  
COMMITMENTS TO YOUTH SERVICES CENTERS\*  
SFY 2013**



Total Number of Commitments: 468

\*All commitments were counted even if a juvenile received one or more new commitment orders in the same case. Each was counted as a new commitment.

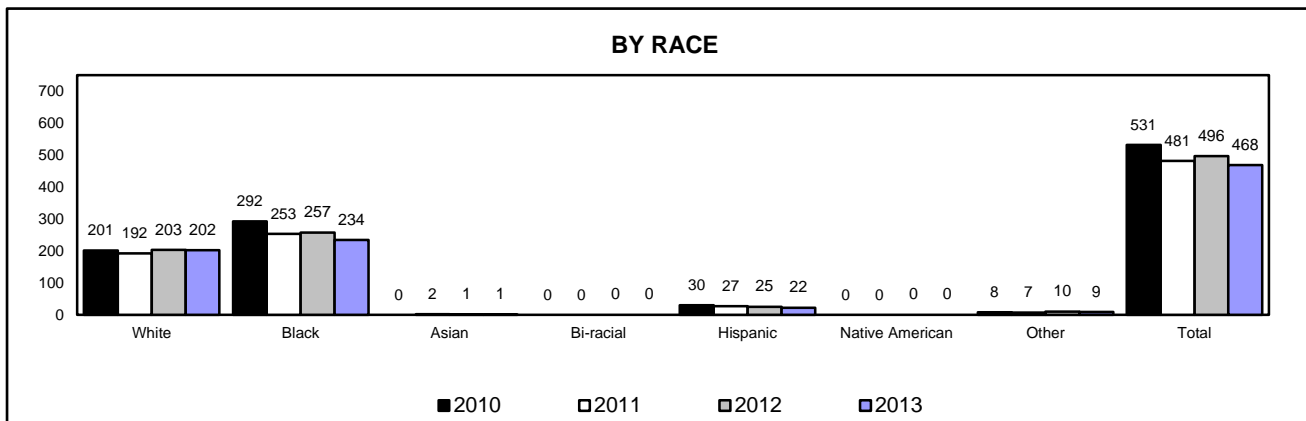
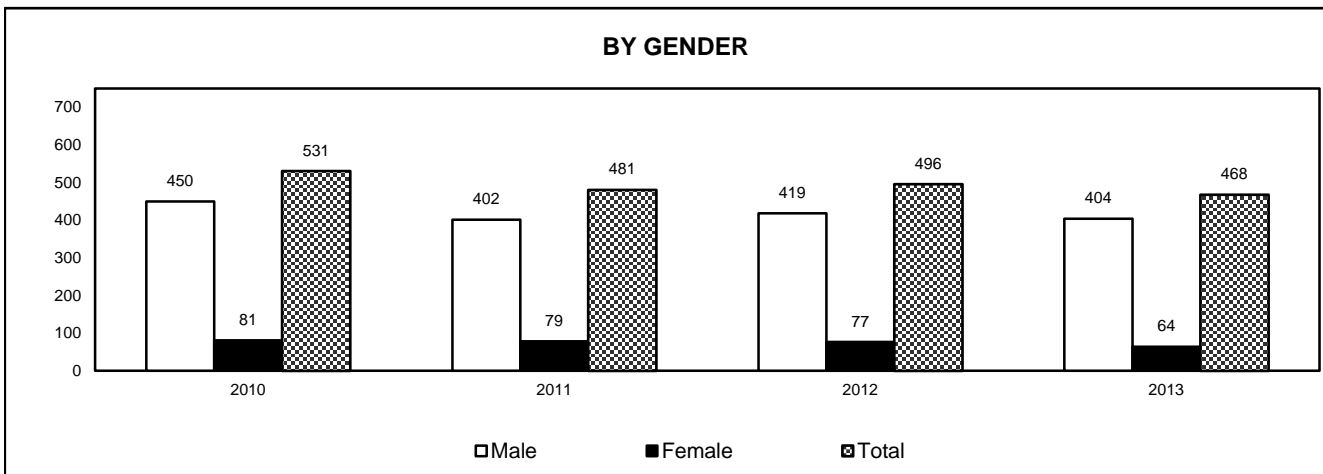
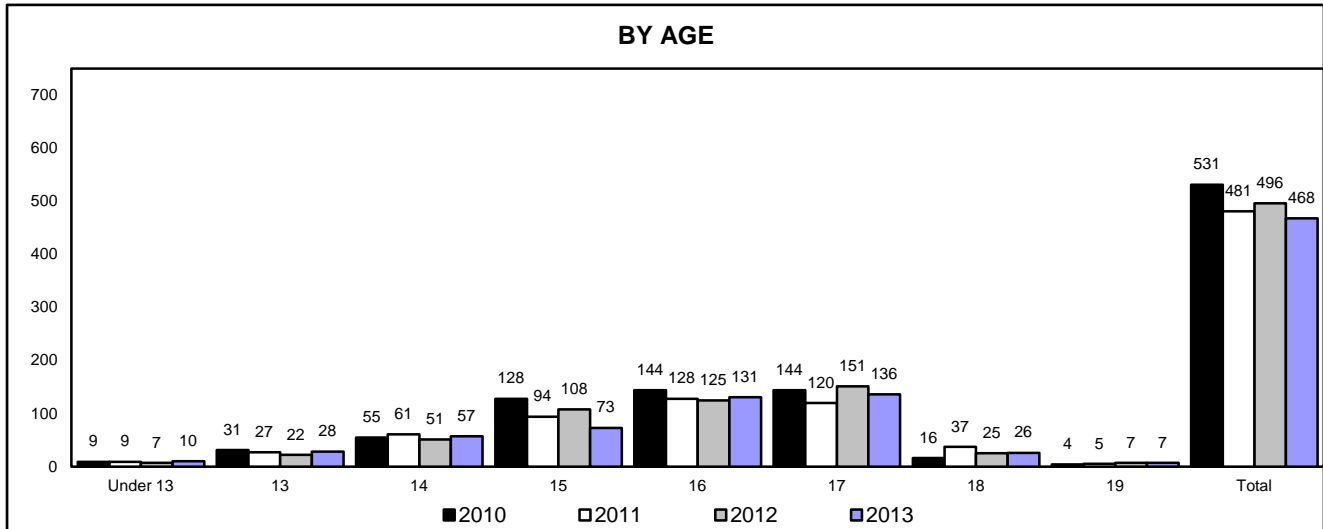
**ARKANSAS DHS STATISTICAL REPORT  
COMMITMENTS TO YOUTH SERVICES CENTERS  
BY JUDICIAL DISTRICT  
SFY 2013**

| Judicial District | Committing County | Number of Commitments |                | Judicial District | Committing County | Number of Commitments |                |            |
|-------------------|-------------------|-----------------------|----------------|-------------------|-------------------|-----------------------|----------------|------------|
|                   |                   | By County             | District Total |                   |                   | By County             | District Total |            |
| 1st               | Cross             | 4                     |                | 11th East         | Arkansas          | 2                     | 2              |            |
|                   | Lee               | 0                     |                | 11th West         | Jefferson         | 41                    |                |            |
|                   | Monroe            | 0                     |                |                   | Lincoln           | 2                     | 43             |            |
|                   | Phillips          | 7                     |                |                   | 12th              | Sebastian             | 29             | 29         |
|                   | St. Francis       | 1                     |                | 13th              |                   | Calhoun               | 1              |            |
|                   | Woodruff          | 0                     | 12             |                   |                   | Cleveland             | 0              |            |
| 2nd               | Clay              | 3                     |                |                   | Columbia          | 12                    |                |            |
|                   | Craighead         | 27                    |                |                   | Dallas            | 4                     |                |            |
|                   | Crittenden        | 8                     |                |                   | Ouachita          | 13                    |                |            |
|                   | Greene            | 4                     |                |                   | Union             | 19                    | 49             |            |
|                   | Mississippi       | 5                     |                | 14th              | Baxter            | 0                     |                |            |
|                   | Poinsett          | 0                     | 47             |                   | Boone             | 0                     |                |            |
| 3rd               | Jackson           | 3                     |                |                   | Marion            | 0                     |                |            |
|                   | Lawrence          | 3                     |                |                   | Newton            | 0                     | 0              |            |
|                   | Randolph          | 2                     |                | 15th              | Conway            | 1                     |                |            |
|                   | Sharp             | 3                     | 11             |                   | Logan             | 1                     |                |            |
| 4th               | Madison           | 1                     |                |                   | Scott             | 0                     |                |            |
|                   | Washington        | 4                     | 5              |                   | Yell              | 0                     | 2              |            |
|                   | 5th               | Franklin              | 1              |                   | 16th              | Cleburne              | 5              |            |
| Johnson           |                   | 3                     |                | Fulton            |                   | 1                     |                |            |
| Pope              |                   | 4                     | 8              | Independence      |                   | 3                     |                |            |
| 6th               | Perry             | 0                     |                | Izard             |                   | 1                     |                |            |
|                   | Pulaski           | 53                    | 53             | Stone             |                   | 1                     | 11             |            |
| 7th               | Grant             | 10                    |                | 17th              | Prairie           | 0                     |                |            |
|                   | Hot Spring        | 4                     | 14             |                   | White             | 19                    | 19             |            |
| 8th North         | Hempstead         | 9                     |                | 18th East         | Garland           | 23                    | 23             |            |
|                   | Nevada            | 3                     | 12             |                   | 18th West         | Montgomery            | 1              |            |
| 8th South         | Lafayette         | 0                     |                | Polk              |                   | 2                     | 3              |            |
|                   | Miller            | 2                     | 2              | 19th East         | Carroll           | 1                     | 1              |            |
| 9th East          | Clark             | 3                     | 3              |                   | 19th West         | Benton                | 3              | 3          |
| 9th West          | Howard            | 2                     |                | 20th              |                   | Faulkner              | 18             |            |
|                   | Little River      | 7                     |                |                   | Searcy            | 1                     |                |            |
|                   | Pike              | 2                     |                |                   | Van Buren         | 1                     | 20             |            |
|                   | Sevier            | 1                     | 12             |                   | 21st              | Crawford              | 2              | 2          |
| 10th              | Ashley            | 18                    |                | 22nd              |                   | Saline                | 35             | 35         |
|                   | Bradley           | 4                     |                |                   | 23rd              | Lonoke                | 2              | 2          |
|                   | Chicot            | 8                     |                | <b>TOTAL *</b>    |                   |                       |                | <b>468</b> |
|                   | Desha             | 5                     |                |                   |                   |                       |                |            |
|                   | Drew              | 10                    | 45             |                   |                   |                       |                |            |

\* Based on actual commitment orders regardless of case

Source: Division of Youth Services

## ARKANSAS DHS STATISTICAL REPORT YOUTH SERVICES CENTERS COMMITMENTS SFY 2010 - 2013



Source: Division of Youth Services



**ARKANSAS DHS STATISTICAL REPORT  
ADJUDICATED DELINQUENTS COMMITTED  
TO YOUTH SERVICES CENTERS  
BY MOST SERIOUS FELONY OFFENSES  
SFY 2003 to 2013**

| Felony Offense                         | State Fiscal Year |      |      |      |      |      |      |      |      |      |      |
|--|-------------------|------|------|------|------|------|------|------|------|------|------|
|  | 2003              | 2004 | 2005 | 2006 | 2007 | 2008 | 2009 | 2010 | 2011 | 2012 | 2013 |
| Arson                                  | 3                 | 0    | 2    | 3    | 4    | 6    | 1    | 4    | 5    | 0    | 0    |
| Battery, First Degree                  | 5                 | 1    | 7    | 1    | 2    | 2    | 6    | 4    | 3    | 2    | 1    |
| Burglary (d)                           | 70                | 74   | 52   | 55   | 60   | 73   | 80   | 108  | 69   | 67   | 39   |
| Kidnapping                             | 0                 | 0    | 0    | 0    | 0    | 0    | 2    | 1    | 1    | 3    | 0    |
| Murder (a) (1)                         | 0                 | 0    | 0    | 0    | 0    | 2    | 2    | 0    | 3    | 2    | 1    |
| Rape (2)                               | 17                | 22   | 19   | 17   | 14   | 17   | 23   | 16   | 16   | 19   | 9    |
| Robbery (b)                            | 9                 | 4    | 17   | 15   | 12   | 22   | 30   | 96   | 12   | 24   | 21   |
| Total Commitments of Selected Offenses | 104               | 101  | 97   | 91   | 92   | 122  | 144  | 229  | 109  | 117  | 71   |

|                                       |     |     |     |     |     |     |     |     |     |     |     |
|---------------------------------------|-----|-----|-----|-----|-----|-----|-----|-----|-----|-----|-----|
| Total Commitments of All Offenses (c) | 528 | 531 | 575 | 647 | 622 | 598 | 636 | 531 | 481 | 496 | 468 |
|---------------------------------------|-----|-----|-----|-----|-----|-----|-----|-----|-----|-----|-----|

(a) Includes Capital, First Degree and Second Degree Murder.

(b) Includes Aggravated Robbery and Robbery.

(c) Includes Commitments for "Evaluation Only".

(d) Includes Burglary Commercial and Residential.

(1) Includes Attempted Capital Murder, Conspiracy to Commit Capital Murder, Conspiracy to Commit Murder-Second Degree, and Criminal Attempt Murder-Second Degree.

(2) Includes Criminal Attempted Rape.

**Commitments By Offense Class**

| SFY  | Felonies | Misdemeanors | Violation* | Total |
|------|----------|--------------|------------|-------|
| 2003 | 306      | 217          | 5          | 528   |
| 2004 | 336      | 195          | 0          | 531   |
| 2005 | 328      | 245          | 2          | 575   |
| 2006 | 354      | 293          | 0          | 647   |
| 2007 | 359      | 260          | 3          | 622   |
| 2008 | 379      | 214          | 5          | 598   |
| 2009 | 409      | 227          | 0          | 636   |
| 2010 | 331      | 186          | 14         | 531   |
| 2011 | 306      | 175          | 0          | 481   |
| 2012 | 301      | 179          | 16         | 496   |
| 2013 | 199      | 136          | 133        | 468   |

\* Violation includes aftercare violations, probation violations, or revocation of probation.

Starting mid October 2012, DYS has been able to more accurately denote the youth committed for revocation of probation, probation violations, and aftercare violations.

**ARKANSAS DHS STATISTICAL REPORT  
ADJUDICATED DELINQUENTS COMMITTED  
TO YOUTH SERVICES CENTERS  
BY CATEGORY OF OFFENSE AND SEVERITY  
SFY 2013**

| Offense Category   | Sex    | Felony |   |    |    |    |   |       | Misdemeanor |    |    |     |       | Total Offenses |
|--------------------|--------|--------|---|----|----|----|---|-------|-------------|----|----|-----|-------|----------------|
|                    |        | Y      | A | B  | C  | D  | U | Total | A           | B  | C  | U   | Total |                |
| Person             | Male   | 22     | 0 | 14 | 4  | 33 | 0 | 73    | 34          | 3  | 3  | 1   | 41    | 114            |
|                    | Female | 0      | 1 | 3  | 1  | 7  | 0 | 12    | 8           | 2  | 1  | 1   | 12    | 24             |
|                    | Total  | 22     | 1 | 17 | 5  | 40 | 0 | 85    | 42          | 5  | 4  | 2   | 53    | 138            |
| Property           | Male   | 8      | 0 | 36 | 28 | 24 | 0 | 96    | 25          | 4  | 2  | 0   | 31    | 127            |
|                    | Female | 0      | 0 | 1  | 3  | 0  | 0 | 4     | 4           | 0  | 0  | 0   | 4     | 8              |
|                    | Total  | 8      | 0 | 37 | 31 | 24 | 0 | 100   | 29          | 4  | 2  | 0   | 35    | 135            |
| Public Order       | Male   | 0      | 0 | 1  | 1  | 5  | 0 | 7     | 11          | 0  | 11 | 1   | 23    | 30             |
|                    | Female | 0      | 0 | 0  | 0  | 4  | 0 | 4     | 0           | 0  | 5  | 0   | 5     | 9              |
|                    | Total  | 0      | 0 | 1  | 1  | 9  | 0 | 11    | 11          | 0  | 16 | 1   | 28    | 39             |
| Drug Law Violation | Male   | 0      | 0 | 0  | 1  | 2  | 0 | 3     | 14          | 0  | 0  | 0   | 14    | 17             |
|                    | Female | 0      | 0 | 0  | 0  | 0  | 0 | 0     | 3           | 0  | 0  | 0   | 3     | 3              |
|                    | Total  | 0      | 0 | 0  | 1  | 2  | 0 | 3     | 17          | 0  | 0  | 0   | 17    | 20             |
| Other              | Male   | 0      | 0 | 0  | 0  | 0  | 0 | 0     | 2           | 1  | 0  | 113 | 116   | 116            |
|                    | Female | 0      | 0 | 0  | 0  | 0  | 0 | 0     | 0           | 0  | 0  | 20  | 20    | 20             |
|                    | Total  | 0      | 0 | 0  | 0  | 0  | 0 | 0     | 2           | 1  | 0  | 133 | 136   | 136            |
| Totals             | Male   | 30     | 0 | 51 | 34 | 64 | 0 | 179   | 86          | 8  | 16 | 115 | 225   | 404            |
|                    | Female | 0      | 1 | 4  | 4  | 11 | 0 | 20    | 15          | 2  | 6  | 21  | 44    | 64             |
|                    | Total  | 30     | 1 | 55 | 38 | 75 | 0 | 199   | 101         | 10 | 22 | 136 | 269   | 468            |

The severity of the offense ranges from Felony classification Y being the most serious to Misdemeanor classification U being the least serious.

**ARKANSAS DHS STATISTICAL REPORT  
PRIMARY OFFENSES OF ADJUDICATED DELINQUENTS  
COMMITTED TO YOUTH SERVICES CENTERS  
OFFENSE AGAINST PERSON  
SFY 2010 - 2013**

| Offense Classification       | Offense Grade                                    | Offense Title  | 2010       | 2011      | 2012       | 2013      |
|------------------------------|--|--|------------|-----------|------------|-----------|
| <b>Felony</b>                | A  | Criminal Attempt                                     | 1          | 0         | 0          | 0         |
|                              | A  | Murder, Second Degree                                | 0          | 0         | 1          | 1         |
|                              | A  | Sexual Assault, First Degree                         | 0          | 0         | 0          | 0         |
|                              | B  | Abuse of Adults                                      | 0          | 0         | 0          | 0         |
|                              | B  | Battery, First Degree                                | 4          | 3         | 2          | 1         |
|                              | B  | Domestic Battery, First Degree                       | 0          | 0         | 2          | 2         |
|                              | B  | Domestic Battery, Second Degree                      | 0          | 0         | 2          | 0         |
|                              | B  | Furnishing Deadly Weapon to Minor                    | 0          | 0         | 0          | 1         |
|                              | B  | Furnishing Prohibited Articles                       | 0          | 0         | 0          | 1         |
|                              | B  | Kidnapping   | 0          | 0         | 3          | 0         |
|                              | B  | Robbery  | 13         | 4         | 6          | 8         |
|                              | B  | Sexual Assault, Second Degree                        | 12         | 6         | 6          | 1         |
|                              | B  | Terroristic Act                                      | 1          | 1         | 0          | 3         |
|                              | C  | Domestic Battery, Second Degree                      | 3          | 1         | 1          | 1         |
|                              | C  | False Imprisonment, First Degree                     | 0          | 0         | 1          | 0         |
|                              | C  | Furnishing Prohibited Articles                       | 1          | 2         | 0          | 0         |
|                              | C  | Hindering Apprehension or Prosecution                | 0          | 0         | 1          | 0         |
|                              | C  | Intimidating a Witness                               | 0          | 0         | 1          | 0         |
|                              | C  | Manslaughter   | 0          | 1         | 3          | 0         |
|                              | C  | Negligent Homicide                                   | 0          | 0         | 2          | 0         |
|                              | C  | Sexual Assault, Third Degree                         | 1          | 6         | 0          | 2         |
|                              | C  | Stalking, Second Degree                              | 1          | 0         | 0          | 0         |
|                              | C  | Trans/Dstrbtn Mat Depct Child, First Offense         | 0          | 0         | 0          | 2         |
|                              | D  | Aggravated Assault                                   | 6          | 4         | 7          | 5         |
|                              | D  | Aggravated Assault on Employee Correctional Facility | 0          | 0         | 1          | 1         |
|                              | D  | Aggravated Assault on Family of Household Member     | 3          | 2         | 1          | 2         |
|                              | D  | Battering, Domestic - 2nd Degree                     | 1          | 0         | 0          | 0         |
|                              | D  | Battering, Domestic - 3rd Degree                     | 0          | 1         | 2          | 0         |
| D                            | Battery, Second Degree                           | 13   | 19         | 20        | 12         |           |
| D                            | Child Sex Offender Fail to Register              | 1  | 0          | 0         | 0          |           |
| D                            | Death Threat - School Employee or Student        | 1  | 0          | 0         | 0          |           |
| D                            | Endangering Welfare of Minor - 1st Degree        | 0  | 0          | 0         | 1          |           |
| D                            | Failure to Stop After Accident W/Injury or Death | 1  | 0          | 0         | 0          |           |
| D                            | Negligent Homicide                               | 0  | 0          | 1         | 0          |           |
| D                            | Sexual Assault - 2nd Degree                      | 0  | 4          | 7         | 6          |           |
| D                            | Sexual Assault - 4th Degree                      | 5  | 0          | 0         | 0          |           |
| D                            | Sexual Solicitation - Indecency of a Child       | 0  | 0          | 1         | 1          |           |
| D                            | Terroristic Threatening, First Degree            | 20   | 16         | 15        | 12         |           |
| Y                            | Aggravated Robbery                               | 12   | 8          | 18        | 13         |           |
| Y                            | Capital Murder                                   | 1  | 0          | 0         | 0          |           |
| Y                            | Kidnapping                                       | 0  | 1          | 0         | 0          |           |
| Y                            | Murder, First Degree                             | 16   | 3          | 1         | 0          |           |
| Y                            | Rape   | 1  | 16         | 19        | 9          |           |
| <b>Total Felony Offenses</b> |  |  | <b>118</b> | <b>98</b> | <b>124</b> | <b>85</b> |

Source: Division of Youth Services

**ARKANSAS DHS STATISTICAL REPORT  
PRIMARY OFFENSES OF ADJUDICATED DELINQUENTS  
COMMITTED TO YOUTH SERVICES CENTERS  
OFFENSE AGAINST PERSON  
SFY 2010 - 2013**

| Offense Classification                              | Offense Grade                                    | Offense Title                                     | 2010       | 2011       | 2012       | 2013       |
|---|--|---|------------|------------|------------|------------|
| <b>Misdemeanor</b>                                  | A  | Assault, First Degree                             | 7          | 4          | 6          | 1          |
|   | A  | Assault Family or Household Member, First Degree  | 1          | 0          | 0          | 2          |
|   | A  | Battery, Third Degree                             | 27         | 35         | 29         | 15         |
|   | A  | Communicating False Alarm                         | 0          | 2          | 1          | 0          |
|   | A  | Domestic Battery, Third Degree                    | 12         | 0          | 12         | 9          |
|   | A  | Endangering Welfare of a Minor, Second Degree     | 1          | 0          | 1          | 1          |
|   | A  | False Imprisonment - 2nd Degree                   | 1          | 1          | 0          | 1          |
|   | A  | Sexual Assault, Fourth Degree                     | 1          | 1          | 0          | 0          |
|   | A  | Sexual Solicitation - Indecency of a Child        | 0          | 0          | 0          | 0          |
|   | A  | Terroristic Threatening, Second Degree            | 11         | 10         | 12         | 13         |
|   | B  | Assault Family of Household Member, Second Degree | 1          | 0          | 1          | 1          |
|   | B  | Assault, Second Degree                            | 4          | 6          | 1          | 4          |
|   | B  | Terroristic Threatening, Second Degree            | 0          | 1          | 0          | 0          |
|   | C  | Assault, Third Degree                             | 4          | 3          | 1          | 2          |
| C   | Assault Family or Household Member, Third Degree | 1   | 2          | 1          | 2          |            |
| U   | Insult or Abuse of a Teacher                     | 0   | 0          | 1          | 2          |            |
| <b>Total Misdemeanor Offenses</b>                   |  |   | <b>71</b>  | <b>65</b>  | <b>66</b>  | <b>53</b>  |
| <b>Total Commitments for Offense Against Person</b> |  |   | <b>189</b> | <b>163</b> | <b>190</b> | <b>138</b> |

**ARKANSAS DHS STATISTICAL REPORT  
PRIMARY OFFENSES OF ADJUDICATED DELINQUENTS  
COMMITTED TO YOUTH SERVICES CENTERS  
OFFENSE AGAINST PROPERTY  
SFY 2010 - 2013**

| Offense<br>Classification    | Offense<br>Grade |   | 2010       | 2011       | 2012       | 2013       |
|------------------------------|------------------|---|------------|------------|------------|------------|
| <b>Felony</b>                | A                | Arson   | 2          | 1          | 0          | 0          |
|                              | B                | Arson   | 1          | 0          | 0          | 0          |
|                              | B                | Burglary  | 3          | 6          | 5          | 1          |
|                              | B                | Criminal Attempt                                      | 0          | 1          | 1          | 0          |
|                              | B                | Forgery, First Degree                                 | 0          | 1          | 0          | 1          |
|                              | B                | Residential Burglary                                  | 62         | 45         | 43         | 25         |
|                              | B                | Theft of Property                                     | 15         | 23         | 12         | 7          |
|                              | B                | Theft by Receiving                                    | 2          | 9          | 4          | 3          |
|                              | C                | Arson   | 1          | 0          | 0          | 0          |
|                              | C                | Commercial Burglary                                   | 18         | 16         | 19         | 13         |
|                              | C                | Criminal Attempt                                      | 1          | 1          | 1          | 1          |
|                              | C                | Criminal Mischief, First Degree                       | 13         | 8          | 6          | 6          |
|                              | C                | Defacing Objects of Public Interest>\$250             | 0          | 1          | 0          | 0          |
|                              | C                | Forgery, Second Degree                                | 0          | 2          | 3          | 0          |
|                              | C                | Fraudulent Use of a Credit Card                       | 1          | 0          | 0          | 0          |
|                              | C                | Obtaining Drugs by Fraud                              | 0          | 0          | 0          | 1          |
|                              | C                | Theft of Property                                     | 28         | 20         | 21         | 5          |
|                              | C                | Theft by Receiving                                    | 5          | 6          | 5          | 5          |
|                              | D                | Breaking or Entering                                  | 16         | 16         | 17         | 15         |
|                              | D                | Criminal Attempt                                      | 0          | 1          | 1          | 1          |
|                              | D                | Criminal Mischief                                     | 1          | 1          | 2          | 0          |
|                              | D                | Theft of Property                                     | 0          | 3          | 4          | 8          |
|                              | D                | Unlawful Destruction/Removal of Cemetery Grave Marker | 1          | 0          | 0          | 0          |
|                              | Y                | Arson \$100,000 or more                               | 0          | 4          | 0          | 0          |
|                              | Y                | Aggravated Residential Burglary                       | 0          | 2          | 0          | 8          |
| <b>Total Felony Offenses</b> |                  |   | <b>170</b> | <b>167</b> | <b>144</b> | <b>100</b> |

Source: Division of Youth Services

**ARKANSAS DHS STATISTICAL REPORT  
PRIMARY OFFENSES OF ADJUDICATED DELINQUENTS  
COMMITTED TO YOUTH SERVICES CENTERS  
OFFENSE AGAINST PROPERTY  
SFY 2010 - 2013**

| Offense Classification | Offense Grade   | Offense Title   | 2010 | 2011       | 2012       | 2013       |            |
|------------------------|---|---|------|------------|------------|------------|------------|
| <b>Misdemeanor</b>     | A   | Consol Offenses - Shoplifting Presump - Amount of Theft | 1    | 2          | 0          | 0          |            |
|                        | A   | Criminal Attempt  | 0    | 0          | 1          | 0          |            |
|                        | A   | Criminal Mischief, First Degree                         | 5    | 11         | 8          | 6          |            |
|                        | A   | Criminal Mischief, Second Degree                        | 1    | 0          | 1          | 0          |            |
|                        | A   | Shoplifting   | 0    | 1          | 4          | 1          |            |
|                        | A   | Theft by Receiving                                      | 3    | 7          | 4          | 5          |            |
|                        | A   | Theft of Property                                       | 25   | 18         | 22         | 14         |            |
|                        | A   | Unauthorized Use of a Vehicle                           | 3    | 3          | 3          | 3          |            |
|                        | B   | Criminal Mischief, Second Degree                        | 2    | 2          | 0          | 3          |            |
|                        | B   | Criminal Trespass                                       | 1    | 1          | 2          | 1          |            |
|                        | C   | Theft of Property Lost-Mislaid-Delivered By Mistake     | 0    | 1          | 0          | 0          |            |
|                        | C   | Criminal Trespass                                       | 2    | 1          | 2          | 2          |            |
|                        | <b>Total Misdemeanor Offenses</b>                     |   |      | <b>43</b>  | <b>47</b>  | <b>47</b>  | <b>35</b>  |
|                        | <b>Total Commitments for Offense Against Property</b> |   |      | <b>213</b> | <b>214</b> | <b>191</b> | <b>135</b> |



**ARKANSAS DHS STATISTICAL REPORT  
PRIMARY OFFENSES OF ADJUDICATED DELINQUENTS  
COMMITTED TO YOUTH SERVICES CENTERS  
OFFENSE AGAINST PUBLIC ORDER  
SFY 2010 - 2013**

| Offense Classification                                    | Offense Grade                | Offense Title                                   | 2010      | 2011      | 2012      | 2013      |
|---|------------------------------|---|-----------|-----------|-----------|-----------|
| <b>Felony</b>   | B                            | Unlawful Discharge Firearm Vehicle - 2nd Degree | 0         | 0         | 0         | 1         |
|   | C                            | Escape, First Degree                            | 0         | 1         | 1         | 0         |
|   | C                            | Failure to Appear                               | 0         | 0         | 1         | 0         |
|   | C                            | Fleeing   | 2         | 0         | 2         | 1         |
|   | D                            | Absconding                                      | 5         | 15        | 9         | 2         |
|   | D                            | Escape, Second Degree                           | 2         | 0         | 1         | 1         |
|   | D                            | Fleeing   | 2         | 0         | 1         | 1         |
|   | D                            | Handgun Minor in Possession, Second Offense     | 2         | 0         | 2         | 2         |
|   | D                            | Handgun Poss Campus Inst Higher Education       | 0         | 0         | 0         | 0         |
|   | D                            | Handgun Poss Pub School Property/Bus            | 1         | 2         | 2         | 3         |
|   | U                            | Unlawful Burning                                | 0         | 0         | 0         | 0         |
|   | Y                            | Simult Poss of Drugs and Firearms               | 3         | 0         | 2         | 0         |
|   | <b>Total Felony Offenses</b> |   |           | <b>17</b> | <b>18</b> | <b>21</b> |
| <b>Misdemeanor</b>  | A                            | Escape, Third Degree                            | 1         | 0         | 2         | 0         |
|   | A                            | Failure to Appear                               | 1         | 2         | 1         | 0         |
|   | A                            | Fleeing   | 1         | 0         | 4         | 1         |
|   | A                            | Handgun Minor in Possession, First Offense      | 6         | 2         | 2         | 4         |
|   | A                            | Harassing Communications                        | 1         | 1         | 1         | 0         |
|   | A                            | Harassment                                      | 3         | 3         | 2         | 4         |
|   | A                            | Indecent Exposure                               | 1         | 2         | 1         | 1         |
|   | A                            | Obstructing Governmental Operations             | 2         | 1         | 3         | 0         |
|   | A                            | Public Sexual Indecency                         | 0         | 1         | 0         | 0         |
|   | A                            | Resisting Arrest                                | 6         | 2         | 3         | 1         |
|   | C                            | Disorderly Conduct                              | 17        | 17        | 29        | 8         |
|   | C                            | Drinking in Public                              | 0         | 0         | 0         | 2         |
|   | C                            | Fleeing   | 3         | 1         | 1         | 0         |
|   | C                            | Obstructing Governmental Operations             | 3         | 1         | 1         | 5         |
|   | C                            | Public Intoxication                             | 6         | 3         | 1         | 1         |
|   | U                            | Littering 1st Offense                           | 1         | 0         | 0         | 0         |
|   | U                            | Unlawful Burning                                | 0         | 0         | 0         | 1         |
| <b>Total Misdemeanor Offenses</b>                         |                              |   | <b>52</b> | <b>36</b> | <b>51</b> | <b>28</b> |
| <b>Total Commitments for Offense Against Public Order</b> |                              |   | <b>69</b> | <b>54</b> | <b>72</b> | <b>39</b> |

Source: Division of Youth Services

**ARKANSAS DHS STATISTICAL REPORT  
PRIMARY OFFENSES OF ADJUDICATED DELINQUENTS  
COMMITTED TO YOUTH SERVICES CENTERS  
DRUG LAW VIOLATIONS  
SFY 2010 - 2013**

| Offense Classification                          | Offense Grade | Offense Title  | 2010      | 2011      | 2012      | 2013      |
|---|---------------|--|-----------|-----------|-----------|-----------|
| <b>Felony</b>                                   | A             | Manufacture, Delivery, Possession of Controlled Substance  | 0         | 2         | 0         | 0         |
|   | B             | Manf Etc Controlled Substance, Sch I, II, III              | 0         | 0         | 0         | 0         |
|   | B             | Possession/Use of Drug Paraphernalia to Manufacture Meth   | 1         | 0         | 1         | 0         |
|   | B             | Possession, Etc Counterfeit Subt with Intent SCH I, II     | 0         | 1         | 0         | 0         |
|   | C             | Delivery, Possession, Manufacture, Etc. Drug Paraphernalia | 2         | 1         | 2         | 0         |
|   | C             | Intro Cont-Sub into Another's Body IV-VI                   | 0         | 1         | 0         | 0         |
|   | C             | Manufacture, Delivery, Possession Marijuana < 10 pounds    | 0         | 0         | 1         | 0         |
|   | C             | Manufacture, Etc. Controlled Substance, Sch IV, V          | 1         | 1         | 0         | 0         |
|   | C             | Possession Ctrl/Cnft Sub w/o Prescription, Third Offense   | 1         | 0         | 2         | 0         |
|   | C             | Possession of Controlled Substance Sch I, II               | 5         | 3         | 2         | 1         |
|   | C             | Possession, Etc Counterfeit Subt with Intent SCH I-V       | 4         | 0         | 1         | 0         |
|   | D             | Poss of Ctrl/Counterfeit Subs w/o Presc, Second Offense    | 3         | 2         | 1         | 2         |
|   | Y             | Manufactured Etc Controlled Substance >\$400<28gms         | 0         | 0         | 0         | 0         |
|   | Y             | Manuf Etc Controlled Substance Sch I, II >28<200g          | 1         | 0         | 0         | 0         |
|   | Y             | Manuf Etc Controlled Substance Sch I, II                   | 1         | 0         | 0         | 0         |
|   | Y             | Manuf, Del, Possession Controlled Subs Sch I, II <28       | 0         | 7         | 1         | 0         |
| <b>Total Felony Offenses</b>                    |               |  | <b>19</b> | <b>18</b> | <b>11</b> | <b>3</b>  |
| <b>Misdemeanor</b>                              | A             | Delv, Poss, Manu, Etc. Drug Paraphernalia/Ctrfet Ctrl Sub  | 0         | 3         | 1         | 2         |
|   | A             | Poss of a Ctrl/Counterfeit Subs w/o Presc, First Offense   | 9         | 8         | 5         | 9         |
|   | A             | Possession Controlled Substance Schedule III               | 0         | 0         | 0         | 2         |
|   | A             | Possession of Marijuana                                    | 3         | 5         | 3         | 4         |
|   | B             | Adulterant Drug Test or Possession of Adulterants          | 0         | 1         | 1         | 0         |
| <b>Total Misdemeanor Offenses</b>               |               |  | <b>12</b> | <b>17</b> | <b>10</b> | <b>17</b> |
| <b>Total Commitments for Drug Law Violation</b> |               |  | <b>31</b> | <b>35</b> | <b>21</b> | <b>20</b> |

Source: Division of Youth Services

**ARKANSAS DHS STATISTICAL REPORT  
 PRIMARY OFFENSES OF ADJUDICATED DELINQUENTS  
 COMMITTED TO YOUTH SERVICES CENTERS  
 OTHER OFFENSES  
 SFY 2010 - 2013**

| Offense<br>Classification    | Offense<br>Grade | Offense Title                              | 2010     | 2011     | 2012     | 2013     |
|------------------------------|------------------|--|----------|----------|----------|----------|
| <b>Felony</b>                | C                | Interfering with Law Enforcement Officer   | 1        | 1        | 0        | 0        |
|                              | D                | Criminal Use of a Prohibited Weapon        | 2        | 1        | 0        | 0        |
|                              | D                | Possession of Defaced Firearm              | 2        | 1        | 0        | 0        |
|                              | D                | Possession of a Firearm by Certain Persons | 1        | 0        | 0        | 0        |
|                              | D                | Tampering with Physical Evidence           | 0        | 0        | 1        | 0        |
|                              | U                | Sell or Possession of Obscene Film         | 1        | 0        | 0        | 0        |
| <b>Total Felony Offenses</b> |                  |  | <b>7</b> | <b>3</b> | <b>1</b> | <b>0</b> |

Source: Division of Youth Services

**ARKANSAS DHS STATISTICAL REPORT  
PRIMARY OFFENSES OF ADJUDICATED DELINQUENTS  
COMMITTED TO YOUTH SERVICES CENTERS  
OTHER OFFENSES  
SFY 2010 - 2013**

| Offense Classification | Offense Grade                               | Offense Title                               | 2010 | 2011      | 2012      | 2013      |            |
|------------------------|---|---|------|-----------|-----------|-----------|------------|
| <b>Misdemeanor</b>     | A   | Attempt to Influence Public Servant         | 0    | 1         | 0         | 0         |            |
|                        | A   | Carrying Certain Prohibited Weapons         | 2    | 0         | 0         | 1         |            |
|                        | A   | Carrying Loaded Weaspon in State Building   | 0    | 0         | 0         | 1         |            |
|                        | A   | Criminal Impersonation                      | 0    | 1         | 0         | 0         |            |
|                        | A   | Filing False Rept of Crim Wrong Doing       | 0    | 0         | 0         | 0         |            |
|                        | A   | Possession of a Instrument of Crime         | 0    | 0         | 4         | 0         |            |
|                        | B   | Criminal Solicitation                       | 0    | 0         | 0         | 0         |            |
|                        | B   | Refusal to Submit to Arrest                 | 1    | 1         | 1         | 1         |            |
|                        | U   | Criminal Contempt                           | 4    | 0         | 0         | 0         |            |
|                        | U   | Purchase/Poss Intox Liquor by Minor         | 1    | 0         | 0         | 0         |            |
|                        | U   | Smoking on School Property                  | 0    | 0         | 0         | 0         |            |
|                        | U   | Aftercare Violation/Revocation of Probation | 14   | 9         | 16        | 133       |            |
|                        | <b>Total Misdemeanor Offenses</b>           |   |      | <b>22</b> | <b>12</b> | <b>21</b> | <b>136</b> |
|                        | <b>Total Commitments for Other Offenses</b> |   |      | <b>29</b> | <b>15</b> | <b>22</b> | <b>136</b> |

Source: Division of Youth Services



**ARKANSAS DHS STATISTICAL REPORT  
NUMBER OF ADJUDICATED DELINQUENTS  
RECOMMITTED TO YOUTH SERVICES CENTERS  
SFY 2010 - 2013**

| SFY  | Sex    | Total<br>Commitments | Number of Prior Commitments |     |    |   |   |   |   |    | N/A |
|------|--------|----------------------|-----------------------------|-----|----|---|---|---|---|----|-----|
|      |        |                      | 0                           | 1   | 2  | 3 | 4 | 5 | 6 | 7+ |     |
| 2010 | Male   | 450                  | 344                         | 85  | 15 | 5 | 0 | 1 | 0 | 0  | 0   |
|      | Female | 81                   | 55                          | 17  | 5  | 2 | 2 | 0 | 0 | 0  | 0   |
|      | Total  | 531                  | 399                         | 102 | 20 | 7 | 2 | 1 | 0 | 0  | 0   |

Recommitment Rate = 25%

Note: Based on all new commitment orders regardless of case.

|      |        |     |     |    |    |   |   |   |   |   |   |
|------|--------|-----|-----|----|----|---|---|---|---|---|---|
| 2011 | Male   | 402 | 316 | 77 | 7  | 1 | 1 | 0 | 0 | 0 | 0 |
|      | Female | 79  | 59  | 12 | 6  | 2 | 0 | 0 | 0 | 0 | 0 |
|      | Total  | 481 | 375 | 89 | 13 | 3 | 1 | 0 | 0 | 0 | 0 |

Recommitment Rate = 22%

Note: Based on all new commitment orders regardless of case.

|      |        |     |     |    |    |   |   |   |   |   |   |
|------|--------|-----|-----|----|----|---|---|---|---|---|---|
| 2012 | Male   | 419 | 326 | 71 | 18 | 2 | 2 | 0 | 0 | 0 | 0 |
|      | Female | 77  | 60  | 12 | 3  | 2 | 0 | 0 | 0 | 0 | 0 |
|      | Total  | 496 | 386 | 83 | 21 | 4 | 2 | 0 | 0 | 0 | 0 |

Recommitment Rate = 22%

Note: Based on all new commitment orders regardless of case.

|      |        |     |     |    |    |   |   |   |   |   |   |
|------|--------|-----|-----|----|----|---|---|---|---|---|---|
| 2013 | Male   | 404 | 317 | 74 | 7  | 5 | 1 | 0 | 0 | 0 | 0 |
|      | Female | 64  | 47  | 14 | 3  | 0 | 0 | 0 | 0 | 0 | 0 |
|      | Total  | 468 | 364 | 88 | 10 | 5 | 1 | 0 | 0 | 0 | 0 |

Recommitment Rate = 22%

Note: Based on all new commitment orders regardless of case.

**ARKANSAS DHS STATISTICAL REPORT  
NUMBER OF JUVENILES REFERRED  
TO SPECIALTY PROVIDER FACILITIES  
SFY 2013**

| Facility   | Number of Placements |           |            |
|--|----------------------|-----------|------------|
|  | Male                 | Female    | Total      |
| A1 US Company, Inc.  | 1                    | 0         | 1          |
| Arkansas State Hospital                                      | 8                    | 3         | 11         |
| Community Empowerment Council, Inc.                          | 5                    | 0         | 5          |
| Comprehensive Juvenile Services - Transitional Bed           | 8                    | 0         | 8          |
| Consolidated Youth Services - ASAP                           | 12                   | 0         | 12         |
| Consolidated Youth Services - Transitional Bed               | 12                   | 0         | 12         |
| East Arkansas Youth Services, Inc. - Transitional Bed        | 8                    | 0         | 8          |
| Ouachita Children's Center - Transitional Bed                | 8                    | 0         | 8          |
| Phoenix Youth & Family Services, Inc. - Transitional Bed     | 5                    | 2         | 7          |
| Piney Ridge  | 15                   | 0         | 15         |
| Rivendell Behavioral Health Services                         | 23                   | 17        | 40         |
| South Arkansas Youth Services, Inc. - Therapeutic Group Home | 27                   | 22        | 49         |
| South Arkansas Youth Services, Inc. - Transitional Bed       | 7                    | 3         | 10         |
| Vera Lloyd   | 50                   | 0         | 50         |
| Youth Bridge, Inc. - Substance Abuse                         | 39                   | 1         | 40         |
| Youth Bridge, Inc. - Therapeutic Group Home                  | 14                   | 0         | 14         |
| Youth Bridge, Inc. - Transitional Bed                        | 5                    | 1         | 6          |
| Youth Home, Inc.   | 0                    | 0         | 0          |
| Youth Villages   | 0                    | 0         | 0          |
| <b>Total</b>   | <b>247</b>           | <b>49</b> | <b>296</b> |

**Average Length-of-Stay of Adjudicated Delinquents\***

|                                     |          |
|-------------------------------------|----------|
| A. Juvenile Correctional Facilities | 253 days |
| B. Juvenile Treatment Centers       | 190 days |
| C. Specialized Placements           | 112 days |
| D. Juvenile Detention Centers       | 34 days  |

\*Represents the length of time at the listed location and not the length of time since commitment to DYS.

**Number of Adjudicated Delinquents Admitted  
to Serious Offender Programs**

| Serious Offender Program                        | Number of Admissions |           |            |
|---|----------------------|-----------|------------|
|   | Male                 | Female    | Total      |
| Alexander Juvenile Correctional Facility (JUMP) | 114                  | 17        | 131        |
| Colt Juvenile Treatment Center                  | 52                   | 0         | 52         |
| Dermott Juvenile Correctional Facility (18-21)  | 66                   | 0         | 66         |
| Dermott Juvenile Treatment Center               | 58                   | 0         | 58         |
| Harrisburg Juvenile Treatment Center            | 73                   | 0         | 73         |
| Lewisville Juvenile Treatment Center            | 56                   | 0         | 56         |
| Mansfield Juvenile Treatment Center             | 61                   | 0         | 61         |
| Mansfield Juvenile Treatment Center for Girls   | 0                    | 37        | 37         |
| <b>Total</b>                                    | <b>480</b>           | <b>54</b> | <b>534</b> |

Source: Division of Youth Services

**ARKANSAS DHS STATISTICAL REPORT  
COMMUNITY-BASED YOUTH SERVICES PROGRAMS  
SFY 2013**

The Community-based program network consists of 13 privately-operated non-profit organizations for SFY 2012. The division contracts with these programs to provide residential and non-residential services to youth up to the age of 21 who are adjudicated delinquents, members of "families in need of service", or youth at risk (youth who exhibit behavior that, if continued, would bring them into contact with the juvenile justice system).

**COMMUNITY-BASED PROGRAM INTAKES  
BY PROVIDER BY GENDER**

| <b>Provider</b>                                  | <b>Male</b>  | <b>Female</b> | <b>Total</b> |
|--|--------------|---------------|--------------|
| Comprehensive Juvenile Services                  | 383          | 171           | 554          |
| Consolidated Youth Services                      | 365          | 171           | 536          |
| Conway County Community Services                 | 546          | 324           | 870          |
| Counseling Clinic                                | 681          | 547           | 1,228        |
| East Arkansas Youth Services, Inc.               | 60           | 13            | 73           |
| Health Resources of Arkansas, Inc.               | 239          | 90            | 329          |
| Ouachita Children's Center, Inc.                 | 233          | 189           | 422          |
| Phoenix Youth and Family Services                | 142          | 83            | 225          |
| Professional Counseling Associates               | 106          | 77            | 183          |
| South Arkansas Youth Services                    | 190          | 86            | 276          |
| Southwest AR Counseling and Mental Health Center | 249          | 108           | 357          |
| United Family Services, Inc.                     | 669          | 334           | 1,003        |
| Youth Bridge, Inc.                               | 584          | 270           | 854          |
| <b>TOTAL</b>                                     | <b>4,447</b> | <b>2,463</b>  | <b>6,910</b> |

**ARKANSAS DHS STATISTICAL REPORT  
COMMUNITY-BASED INTAKES  
BY AGE  
SFY 2013**

| Program  | AGE          |            |            |              |              |              |            | Total Intakes |
|--|--------------|------------|------------|--------------|--------------|--------------|------------|---------------|
|  | 12 & Younger | 13         | 14         | 15           | 16           | 17           | 18 & Older |               |
| Comprehensive Juvenile Services                  | 28           | 46         | 82         | 108          | 145          | 111          | 34         | 554           |
| Consolidated Youth Services                      | 63           | 36         | 66         | 99           | 149          | 120          | 3          | 536           |
| Conway County Community Services                 | 111          | 78         | 135        | 157          | 166          | 159          | 64         | 870           |
| Counseling Clinic                                | 353          | 89         | 130        | 175          | 222          | 223          | 36         | 1,228         |
| East Arkansas Youth Services, Inc.               | 4            | 4          | 18         | 12           | 16           | 19           | 0          | 73            |
| Health Resources of Arkansas, Inc.               | 31           | 27         | 40         | 62           | 75           | 85           | 9          | 329           |
| Ouachita Children's Center                       | 41           | 37         | 58         | 78           | 110          | 89           | 9          | 422           |
| Phoenix Youth and Family Services                | 23           | 14         | 45         | 42           | 49           | 50           | 2          | 225           |
| Professional Counseling Associates               | 35           | 12         | 25         | 26           | 35           | 45           | 5          | 183           |
| South Arkansas Youth Services                    | 21           | 26         | 44         | 52           | 67           | 50           | 16         | 276           |
| Southwest AR Counseling and Mental Health Center | 34           | 42         | 46         | 70           | 79           | 60           | 26         | 357           |
| United Family Services                           | 63           | 83         | 143        | 196          | 249          | 240          | 29         | 1,003         |
| Youth Bridge, Inc.                               | 41           | 62         | 105        | 167          | 236          | 221          | 22         | 854           |
| <b>TOTAL</b>                                     | <b>848</b>   | <b>556</b> | <b>937</b> | <b>1,244</b> | <b>1,598</b> | <b>1,472</b> | <b>255</b> | <b>6,910</b>  |

Source: Division of Youth Services

**ARKANSAS DHHS STATISTICAL REPORT  
INTERSTATE COMPACT ON JUVENILES  
SFY 2013**

The Interstate Compact on Juveniles (ICJ) was designed primarily for cases involving out-of-state runaways, escapees and absconders, and for the supervision of juveniles who have been adjudicated delinquent. It provides legal procedures for the return of runaways and makes it possible to place a juvenile on probation or parole in a state other than the one where the offense was committed with the assurance of supervision by the appropriate agencies of the state in which he/she is placed.

|   |           |
|---|-----------|
| Requests for Home Evaluation/Supervision Sent by Arkansas to Other States       | <b>78</b> |
| Probation Referrals   | 67        |
| Parole Referrals  | 11        |
| Requests for Home Evaluation/Supervision Received by Arkansas from Other States | <b>89</b> |
| Probation Referrals   | 76        |
| Parole Referrals  | 13        |
| Number of Runaways Returned (Non-Delinquent Youth)                              | <b>66</b> |
| Number of Escapees (Youth Committed to Facility)                                | <b>1</b>  |
| Number of Absconders (Youth on Probation or Parole)                             | <b>15</b> |