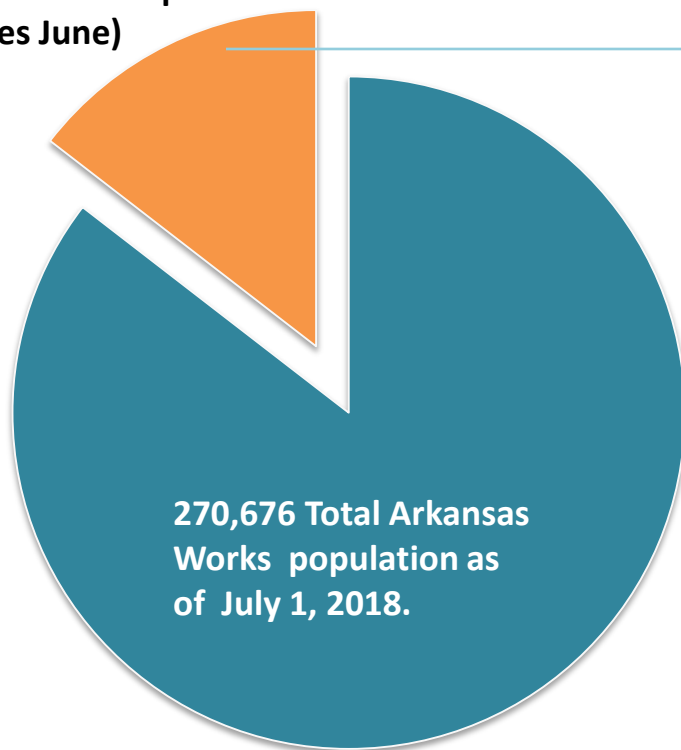


Arkansas Works Program

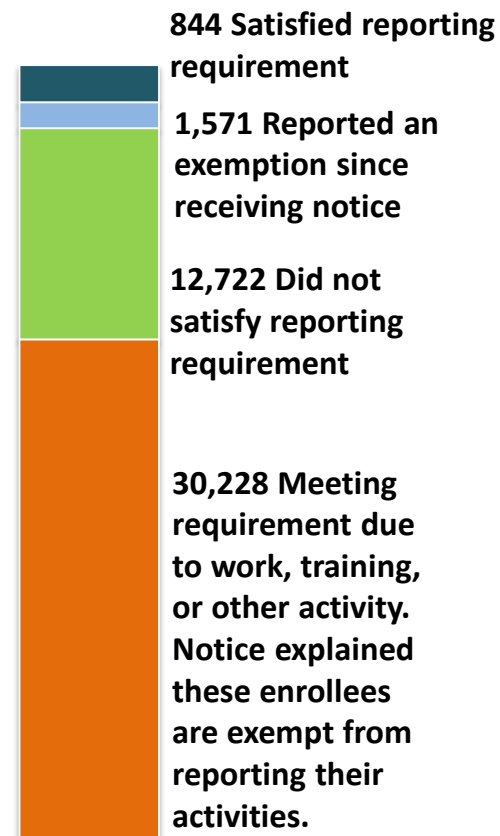
July 2018 Report

As of June 8, DHS data showed just over 46,000 Arkansas Works enrollees were subject to the work requirement in July. Most are already meeting the requirement through work, school, or other life situations that made them exempt from reporting. Numbers below are a point-in-time snapshot of the requirement and some fluctuate daily.

46,025* Originally estimated to be subject to work requirement in July (includes June)



Between June 8 and August 7, 2018, 2,231 fewer people became subject to the requirement due to case closures unrelated to compliance or a change in circumstances. That left 43,794 subject to the requirement in July.



One month non-compliance	Two months non-compliance	Three months non-compliance
6,531**	5,426**	0

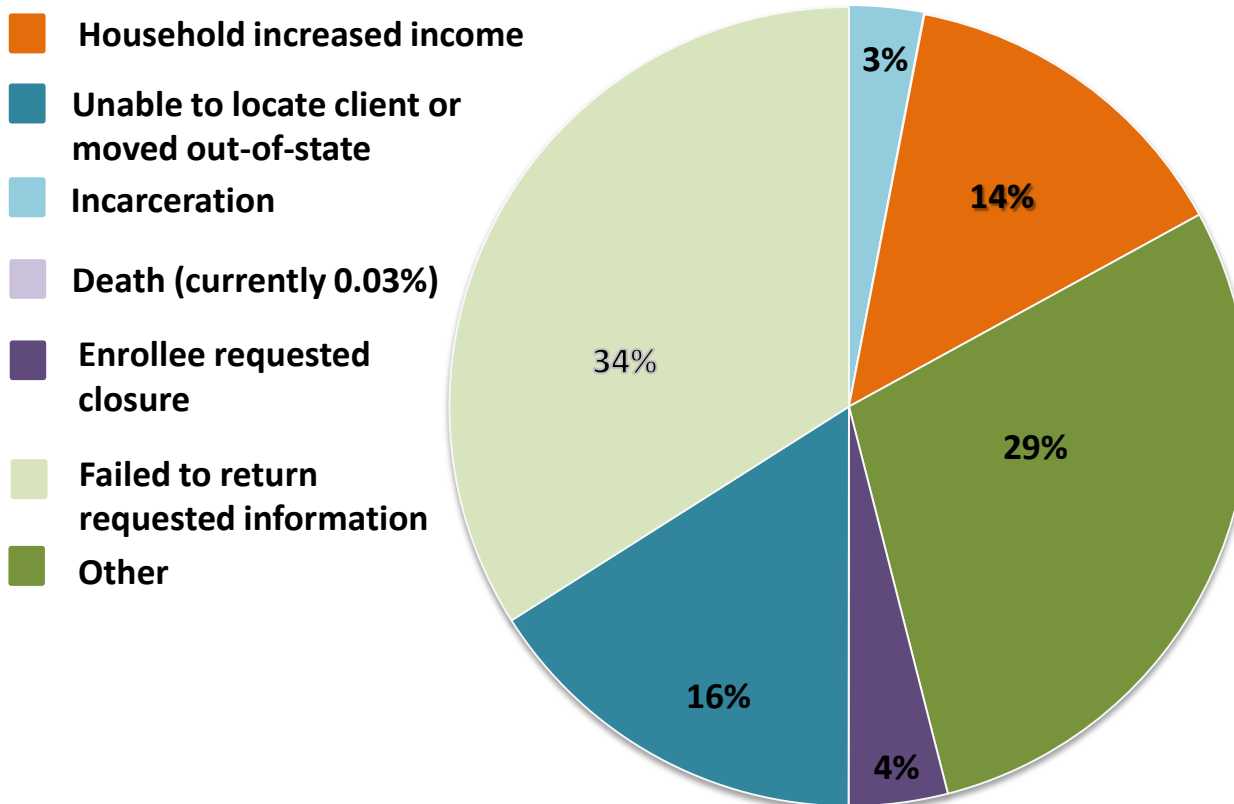
** due to closures unrelated to compliance & as of Aug. 7, 2018

*Enrollees ages 30-49 are being phased into the requirement from June through September 2018. Those 19-29 will roll in starting January 2019.

Arkansas Works Program

July 2018 Report

Every Medicaid program has what is known as “churn,” cases that close for various reasons. It is not uncommon for those individuals to take action and come back on a program after receiving a closure notice. The total number of Arkansas Works cases closed in July was 14,441. Below the closures are broken down by type.



Top four reasons people were exempt from reporting in July

Employed at least 80 hours a month **13,951**

Already meeting SNAP requirement through work or exemption **5,780**

Medically frail/disabled **4,282**

At least one dependent child in the home **4,192**



ARKANSAS
DEPARTMENT OF
HUMAN
SERVICES

Arkansas Works Clients - Subject to the Work Requirement

Reporting Period	Exempt from Reporting	Reported at least 80 Hours	Failed to Report 80 Hours	Total
June 2018	17,906	445	7,464	25,815
July 2018	30,228	844	12,722	43,794
August 2018				-
September 2018				-

Arkansas Works Clients - Months of Non-Compliance

As of August 7, 2018

One Month Non-Compliance	Two Months Non-Compliance
6,531	5,426

Arkansas Works Clients - Exemption Reasons

Reporting Period	Employed >80 hours/month	Dependent Child in Home	Pregnant	Medically Frail	Currently Exempt in SNAP	Caring for Incapacitated Person	Short-Term Incapacitated
June 2018	8,375	2,731	15	2,208	3,480	128	164
July 2018	13,951	4,192	21	4,282	5,780	264	385
August 2018							
September 2018							

Reporting Period	Receives Unemployment Benefits	Education and Training	Alcohol or Drug Treatment	American Indian/Alaska Native*	Tea Cash Assistance	Total Exempt
June 2018	187	24	79	515	-	17,906
July 2018	310	56	155	832	-	30,228
August 2018						
September 2018						

If a client has more than one exemption, the client receives the longest exemption he or she meets.

**Clients who are American Indian / Alaska Native are subject to the work requirement. This population will be part of a future phase in.*

Arkansas Works Clients - Good Cause Requests Completed in July

Total Good Cause Requests Completed in July	Good Cause Requests Granted
4	3

Good Cause requests are reviewed on a case-by-case basis and are currently tracked separately until system updates can be completed. Clients who have another exemption reason are counted in this report where appropriate.

Clients Who Met Requirement - Types of Work Activities Reported

Clients can report more than one type of work activity

Reporting Period	Clients Who Met Requirement	Number of clients who reported the activity						
		Work	Education and Training	Volunteer	Job Search	Job Search Training	Health Education Class	Currently Meeting SNAP Requirement
June 2018	445	73	8	27	18	1	1	351
July 2018	844	145	20	63	40	4	0	639
August 2018								
September 2018								

July 2018 Reporting Period

Clients Who Met Requirement - Types of Work Activities Reported by Hours

Total Clients Who Met Requirement: 844

Clients can report more than one type of work activity.

Work Activity*	Clients Who Met Requirement by Hours Reported					# of Clients Reported	Total Hours Reported
	1-20 Hrs	21-40 Hrs	41-60 Hrs	61-80 Hrs	81+ Hrs		
Work	7	5	19	28	86	145	14,831
Education and Training	6	8	2	4	0	20	685
Volunteer	2	4	10	29	18	63	4,761
Job Search	7	9	7	4	13	40	2,787
Job Search Training	2	2	0	0	0	4	66
Health Education Class	0	0	0	0	0	0	0
Currently Meeting SNAP Requirement	--	--	--	--	--	639	N/A

While there is no limit to the number of hours a client can report, some work activity types limit the number of hours clients can receive credit for:

-- Job Search and Job Search Training - Clients may count up to 39 total hours from these activities combined each month.

-- Health Education Class - Clients may count up to 20 hours each year from this activity.

Clients Who Failed to Report 80 Hours - Types of Work Activities Reported

Clients can report more than one type of work activity

Reporting Period	Clients Who Did Not Meet Requirement	Reported No Work Activities	Reported Work Activities	Number of clients who reported the activity					
				Work	Education and Training	Volunteer	Job Search	Job Search Training	Health Education Class
June 2018	7,464	7,392	72	27	20	5	23	2	1
July 2018	12,722	12,587	135	49	20	12	73	1	1
August 2018									
September 2018									

July 2018 Reporting Period

Clients Who Failed to Report 80 Hours of Activities - Types of Work Activities Reported by Hours

Total clients who failed to report 80 hours: 12,722
 Reported No Work Activities: 12,587
 Reported Work Activities: 135

Clients can report more than one type of work activity

Work Activity*	Clients Who Did Not Meet Requirement by Hours Reported					# of Clients Reported	Total Hours Reported
	1-20 Hrs	21-40 Hrs	41-60 Hrs	61-80 Hrs	81+ Hrs		
Work	15	9	9	16	0	49	1,981
Education and Training	8	7	5	0	0	20	582
Volunteer	5	3	3	1	0	12	372
Job Search	18	19	10	4	22	73	5,043
Job Search Training	0	0	0	0	1	1	89
Health Education Class	1	0	0	0	0	1	16

While there is no limit to the number of hours a client can report, some work activity types limit the number of hours clients can receive credit for:

- Job Search and Job Search Training - Clients may count up to 39 total hours from these activities combined each month.*
- Health Education Class - Clients may count up to 20 hours each year from this activity.*